




Utr. supervisor

COMPAÑIA INMOBILIARIA FOMENTO TURÍSTICO DE MICHOCACÁN, S.A DE C.V.
MICHOCACÁN DE OCAMPO
Analfítico Mensual de Egresos Pagados por Proyecto/Proceso al 31/oct/2020
(Cuentas con Movimientos)
 (Cifras en pesos/centavos)

Fecha y 02:45 p.m. 06/n
ov/7

Objeto del Gasto	Presupuesto Vigente	Ene	Feb	Mar	Abr	May	Jun	Jul	Ago	Sep	Oct	Nov	Dic	Total (Vigente - Total)	Diferencia (Vigente - Total)
G002 Gastos Operativos															
141 Ingresos por Arrendamiento de Inmueble Hotelero															
30000 SERVICIOS GENERALES	\$423,000.00	\$0.00	\$404,888.00	\$0.00	\$0.00	\$0.00	\$0.00	\$0.00	\$0.00	\$0.00	\$0.00	\$0.00	\$0.00	\$404,888.00	\$18,112.00
39000 OTROS SERVICIOS GENERALES	\$423,000.00	\$0.00	\$404,888.00	\$0.00	\$0.00	\$0.00	\$0.00	\$0.00	\$0.00	\$0.00	\$0.00	\$0.00	\$0.00	\$404,888.00	\$18,112.00
39200 IMPUESTOS Y DERECHOS	\$423,000.00	\$0.00	\$404,888.00	\$0.00	\$0.00	\$0.00	\$0.00	\$0.00	\$0.00	\$0.00	\$0.00	\$0.00	\$0.00	\$404,888.00	\$18,112.00
39203 Impuesto predial	\$423,000.00	\$0.00	\$404,888.00	\$0.00	\$0.00	\$0.00	\$0.00	\$0.00	\$0.00	\$0.00	\$0.00	\$0.00	\$0.00	\$404,888.00	\$18,112.00
Ingresos por Arrendamiento	\$423,000.00	\$0.00	\$404,888.00	\$0.00	\$0.00	\$0.00	\$0.00	\$0.00	\$0.00	\$0.00	\$0.00	\$0.00	\$0.00	\$404,888.00	\$18,112.00
144 Intereses Bancarios															
30000 SERVICIOS GENERALES	\$99,621.37	\$0.00	\$0.00	\$12,887.00	\$6,262.00	\$6,262.08	\$6,262.00	\$6,262.08	\$7,188.00	\$7,772.82	\$6,262.08	\$0.00	\$0.00	\$59,158.06	\$40,463.31
39000 OTROS SERVICIOS GENERALES	\$99,621.37	\$0.00	\$0.00	\$12,887.00	\$6,262.00	\$6,262.08	\$6,262.00	\$6,262.08	\$7,188.00	\$7,772.82	\$6,262.08	\$0.00	\$0.00	\$59,158.06	\$40,463.31
39200 IMPUESTOS Y DERECHOS	\$5,856.00	\$0.00	\$0.00	\$0.00	\$0.00	\$0.00	\$0.00	\$0.00	\$0.00	\$435.00	\$0.00	\$0.00	\$0.00	\$435.00	\$5,421.00
39202 Valores de tránsito, placas, tarjetas y	\$5,856.00	\$0.00	\$0.00	\$0.00	\$0.00	\$0.00	\$0.00	\$0.00	\$0.00	\$435.00	\$0.00	\$0.00	\$0.00	\$435.00	\$5,421.00
39500 PENAS, MULTAS, ACCESORIOS Y	\$6,818.00	\$0.00	\$0.00	\$0.00	\$0.00	\$0.00	\$0.00	\$0.00	\$0.00	\$1,076.00	\$0.00	\$0.00	\$0.00	\$1,076.00	\$5,742.00
39501 Penas, multas, accesorios y	\$6,818.00	\$0.00	\$0.00	\$0.00	\$0.00	\$0.00	\$0.00	\$0.00	\$0.00	\$1,076.00	\$0.00	\$0.00	\$0.00	\$1,076.00	\$5,742.00
39800 IMPUESTO SOBRE NÓMINAS Y	\$96,947.37	\$0.00	\$0.00	\$12,887.00	\$6,262.00	\$6,262.08	\$6,262.00	\$6,262.08	\$7,188.00	\$6,261.82	\$6,262.08	\$0.00	\$0.00	\$57,647.06	\$29,300.31
39801 Impuesto sobre nóminas y similares	\$96,947.37	\$0.00	\$0.00	\$12,887.00	\$6,262.00	\$6,262.08	\$6,262.00	\$6,262.08	\$7,188.00	\$6,261.82	\$6,262.08	\$0.00	\$0.00	\$57,647.06	\$29,300.31
Ingresos Bancarios	\$99,621.37	\$0.00	\$0.00	\$12,887.00	\$6,262.00	\$6,262.08	\$6,262.00	\$6,262.08	\$7,188.00	\$7,772.82	\$6,262.08	\$0.00	\$0.00	\$59,158.06	\$40,463.31
145 Saldo Bancario al 31 de Diciembre del año anterior															
20000 MATERIALES Y SUMINISTRO	\$247,638.60	\$2,621.10	\$3,172.89	\$3,453.94	\$0.00	\$767.12	\$768.05	\$2,022.03	\$948.06	\$44,172.77	\$4,077.28	\$0.00	\$0.00	\$62,003.24	\$185,635.36
21000 MATERIALES DE ADMINISTRACIÓN,	\$92,055.00	\$0.00	\$0.00	\$599.13	\$0.00	\$0.00	\$0.00	\$0.00	\$0.00	\$26,723.34	\$95.00	\$0.00	\$0.00	\$27,417.47	\$64,637.53
21100 MATERIALES, ÚTILES Y EQUIPOS	\$30,478.00	\$0.00	\$0.00	\$0.00	\$0.00	\$0.00	\$0.00	\$0.00	\$0.00	\$13,630.84	\$0.00	\$0.00	\$0.00	\$13,630.84	\$16,847.16
21101 Materiales y útiles de oficina	\$30,478.00	\$0.00	\$0.00	\$0.00	\$0.00	\$0.00	\$0.00	\$0.00	\$0.00	\$13,630.84	\$0.00	\$0.00	\$0.00	\$13,630.84	\$16,847.16
21200 MATERIALES Y ÚTILES DE	\$44,597.00	\$0.00	\$0.00	\$0.00	\$0.00	\$0.00	\$0.00	\$0.00	\$0.00	\$9,435.48	\$0.00	\$0.00	\$0.00	\$9,435.48	\$35,161.52
21201 Materiales y útiles de impresión y	\$44,597.00	\$0.00	\$0.00	\$0.00	\$0.00	\$0.00	\$0.00	\$0.00	\$0.00	\$9,435.48	\$0.00	\$0.00	\$0.00	\$9,435.48	\$35,161.52
21500 MATERIAL IMPRESO E INFORMACIÓN	\$12,857.00	\$0.00	\$0.00	\$0.00	\$0.00	\$0.00	\$0.00	\$0.00	\$0.00	\$0.00	\$0.00	\$0.00	\$0.00	\$0.00	\$12,857.00
21501 Material de apoyo informativo	\$12,857.00	\$0.00	\$0.00	\$0.00	\$0.00	\$0.00	\$0.00	\$0.00	\$0.00	\$0.00	\$0.00	\$0.00	\$0.00	\$0.00	\$12,857.00
21600 MATERIAL DE LIMPIEZA	\$4,123.00	\$0.00	\$0.00	\$599.13	\$0.00	\$0.00	\$0.00	\$0.00	\$0.00	\$0.00	\$0.00	\$0.00	\$0.00	\$4,351.15	-\$228.15
21601 Material de limpieza	\$4,123.00	\$0.00	\$0.00	\$599.13	\$0.00	\$0.00	\$0.00	\$0.00	\$0.00	\$0.00	\$0.00	\$0.00	\$0.00	\$4,351.15	-\$228.15
22000 ALIMENTOS Y UTENSILIOS	\$47,541.60	\$0.00	\$0.00	\$0.00	\$0.00	\$0.00	\$0.00	\$0.00	\$0.00	\$11,147.40	\$532.00	\$0.00	\$0.00	\$11,679.40	\$35,862.20
22100 PRODUCTOS ALIMENTICIOS PARA	\$46,041.60	\$0.00	\$0.00	\$0.00	\$0.00	\$0.00	\$0.00	\$0.00	\$0.00	\$11,147.40	\$532.00	\$0.00	\$0.00	\$11,679.40	\$34,362.20
22104 Productos alimenticios para el personal	\$46,041.60	\$0.00	\$0.00	\$0.00	\$0.00	\$0.00	\$0.00	\$0.00	\$0.00	\$11,147.40	\$532.00	\$0.00	\$0.00	\$11,679.40	\$34,362.20
22300 UTENSILIOS PARA EL SERVICIO DE	\$1,500.00	\$0.00	\$0.00	\$0.00	\$0.00	\$0.00	\$0.00	\$0.00	\$0.00	\$0.00	\$0.00	\$0.00	\$0.00	\$0.00	\$1,500.00
22301 Utensilios para el servicio de	\$1,500.00	\$0.00	\$0.00	\$0.00	\$0.00	\$0.00	\$0.00	\$0.00	\$0.00	\$0.00	\$0.00	\$0.00	\$0.00	\$0.00	\$1,500.00
24000 MATERIALES Y ARTÍCULOS DE	\$11,900.00	\$0.00	\$0.00	\$0.00	\$0.00	\$0.00	\$0.00	\$0.00	\$0.00	\$125.00	\$0.00	\$0.00	\$0.00	\$125.00	\$11,775.00
24600 MATERIAL ELÉCTRICO Y	\$3,500.00	\$0.00	\$0.00	\$0.00	\$0.00	\$0.00	\$0.00	\$0.00	\$0.00	\$0.00	\$0.00	\$0.00	\$0.00	\$0.00	\$3,500.00
24601 Material eléctrico y electrónico	\$3,500.00	\$0.00	\$0.00	\$0.00	\$0.00	\$0.00	\$0.00	\$0.00	\$0.00	\$0.00	\$0.00	\$0.00	\$0.00	\$0.00	\$3,500.00



COMPañIA INMOBILIARIA FOMENTO TURÍSTICO DE MICHOACÁN, S.A DE C.V.
MICHOACAN DE OCAIMPO
Análisis Mensual de Egresos Pagados por Proyecto/Proceso al 31/oct/2020
 (Cifras en pesos/céntavos)



Ubr: supervisor

Fecha y 06/nov/2020

hora de Impresión 02:45 p.m.

Objeto del Gasto	Presupuesto Vigente	Ene	Feb	Mar	Abr	May	Jun	Jul	Ago	Sep	Oct	Nov	Dic	Total (Vigente - Total)	Diferencia (Vigente - Total)
24900 OTROS MATERIALES Y ARTICULOS DE CONSTRUCCION Y REPARACION	\$8,000.00	\$0.00	\$0.00	\$0.00	\$0.00	\$0.00	\$0.00	\$0.00	\$0.00	\$125.00	\$0.00	\$0.00	\$0.00	\$125.00	\$7,875.00
24901 Otros materiales y artículos de	\$6,000.00	\$0.00	\$0.00	\$0.00	\$0.00	\$0.00	\$0.00	\$0.00	\$0.00	\$125.00	\$0.00	\$0.00	\$0.00	\$125.00	\$5,875.00
24902 Material para agua potable	\$2,000.00	\$0.00	\$0.00	\$0.00	\$0.00	\$0.00	\$0.00	\$0.00	\$0.00	\$0.00	\$0.00	\$0.00	\$0.00	\$0.00	\$2,000.00
25000 PRODUCTOS QUÍMICOS,	\$1,000.00	\$0.00	\$0.00	\$0.00	\$0.00	\$0.00	\$0.00	\$0.00	\$0.00	\$184.00	\$0.00	\$0.00	\$0.00	\$184.00	\$816.00
25001 Medicinas y productos farmacéuticos	\$1,000.00	\$0.00	\$0.00	\$0.00	\$0.00	\$0.00	\$0.00	\$0.00	\$0.00	\$184.00	\$0.00	\$0.00	\$0.00	\$184.00	\$816.00
26000 COMBUSTIBLES, LUBRICANTES Y	\$79,228.00	\$2,621.10	\$3,172.89	\$2,821.92	\$0.00	\$767.12	\$768.05	\$2,022.03	\$948.06	\$5,972.77	\$3,450.28	\$0.00	\$0.00	\$22,544.22	\$56,683.78
26100 COMBUSTIBLES, LUBRICANTES Y	\$79,228.00	\$2,621.10	\$3,172.89	\$2,821.92	\$0.00	\$767.12	\$768.05	\$2,022.03	\$948.06	\$5,972.77	\$3,450.28	\$0.00	\$0.00	\$22,544.22	\$56,683.78
26103 Combustibles, lubricantes y aditivos para	\$9,800.00	\$0.00	\$0.00	\$0.00	\$0.00	\$0.00	\$0.00	\$0.00	\$0.00	\$0.00	\$0.00	\$0.00	\$0.00	\$0.00	\$9,800.00
27000 VESTUARIO, BLANCOS, PRENDAS DE	\$9,800.00	\$0.00	\$0.00	\$0.00	\$0.00	\$0.00	\$0.00	\$0.00	\$0.00	\$0.00	\$0.00	\$0.00	\$0.00	\$0.00	\$9,800.00
27100 VESTUARIO Y UNIFORMES	\$9,800.00	\$0.00	\$0.00	\$0.00	\$0.00	\$0.00	\$0.00	\$0.00	\$0.00	\$0.00	\$0.00	\$0.00	\$0.00	\$0.00	\$9,800.00
27101 Vestuario y uniformes	\$6,514.00	\$0.00	\$0.00	\$0.00	\$0.00	\$0.00	\$0.00	\$0.00	\$0.00	\$0.00	\$0.00	\$0.00	\$0.00	\$0.00	\$6,514.00
29000 HERRAMIENTAS, REFACCIONES Y	\$507.00	\$0.00	\$0.00	\$32.89	\$0.00	\$0.00	\$0.00	\$0.00	\$0.00	\$20.26	\$0.00	\$0.00	\$0.00	\$53.15	\$453.85
29100 HERRAMIENTAS MENORES	\$507.00	\$0.00	\$0.00	\$17.20	\$0.00	\$0.00	\$0.00	\$0.00	\$0.00	\$2.75	\$0.00	\$0.00	\$0.00	\$19.95	\$487.05
29101 Herramientas menores	\$1,189.00	\$0.00	\$0.00	\$17.20	\$0.00	\$0.00	\$0.00	\$0.00	\$0.00	\$2.75	\$0.00	\$0.00	\$0.00	\$15.45	\$1,173.55
29200 REFACCIONES Y ACCESORIOS	\$1,189.00	\$0.00	\$0.00	\$0.00	\$0.00	\$0.00	\$0.00	\$0.00	\$0.00	\$15.00	\$0.00	\$0.00	\$0.00	\$15.00	\$1,174.00
29201 Refacciones y accesorios menores de	\$818.00	\$0.00	\$0.00	\$15.69	\$0.00	\$0.00	\$0.00	\$0.00	\$0.00	\$2.51	\$0.00	\$0.00	\$0.00	\$18.20	\$799.80
29300 REFACCIONES Y ACCESORIOS	\$818.00	\$0.00	\$0.00	\$15.69	\$0.00	\$0.00	\$0.00	\$0.00	\$0.00	\$2.51	\$0.00	\$0.00	\$0.00	\$18.20	\$799.80
29301 Refacciones y accesorios menores de	\$1,000.00	\$0.00	\$0.00	\$0.00	\$0.00	\$0.00	\$0.00	\$0.00	\$0.00	\$0.00	\$0.00	\$0.00	\$0.00	\$0.00	\$1,000.00
29400 REFACCIONES Y ACCESORIOS	\$3,000.00	\$0.00	\$0.00	\$0.00	\$0.00	\$0.00	\$0.00	\$0.00	\$0.00	\$0.00	\$0.00	\$0.00	\$0.00	\$0.00	\$3,000.00
29401 Refacciones y accesorios para equipo de	\$2,602,880.42	\$1,992.04	\$2,051,615.55	\$146,538.82	\$116,042.05	\$117,474.27	\$115,205.94	\$112,419.51	\$116,035.49	\$300,167.58	\$166,516.22	\$0.00	\$0.00	\$1,397,553.47	\$1,205,326.95
29600 REFACCIONES Y ACCESORIOS	\$28,300.00	\$0.00	\$2,892.00	\$0.00	\$2,794.00	\$0.00	\$1,982.00	\$0.00	\$2,483.00	\$0.81	\$2,894.46	\$0.00	\$0.00	\$12,846.27	\$15,453.73
29601 Refacciones y accesorios menores de	\$11,700.00	\$0.00	\$0.00	\$1,331.61	\$978.49	\$0.00	\$629.38	\$0.00	\$632.93	\$0.00	\$348.11	\$0.00	\$0.00	\$3,921.52	\$7,778.48
30000 SERVICIOS GENERALES	\$20,400.00	\$1,660.07	\$946.55	\$946.56	\$946.56	\$946.56	\$946.56	\$946.56	\$946.56	\$1,596.19	\$348.11	\$0.00	\$0.00	\$10,980.19	\$9,419.81
31000 ENERGÍA ELÉCTRICA	\$1,083.00	\$0.00	\$0.00	\$0.00	\$0.00	\$0.00	\$0.00	\$0.00	\$0.00	\$0.00	\$0.00	\$0.00	\$0.00	\$0.00	\$1,083.00
31100 Servicio de energía eléctrica en	\$13,612.00	\$331.97	\$343.97	\$343.97	\$343.97	\$343.97	\$343.97	\$493.92	\$343.97	\$7,701.87	\$547.55	\$0.00	\$0.00	\$11,139.13	\$2,472.87
31300 AGUA	\$11,544,827.92	\$0.00	\$200,979.03	\$131,958.06	\$110,979.03	\$110,979.03	\$110,979.03	\$110,979.03	\$110,979.03	\$270,788.79	\$128,735.67	\$0.00	\$0.00	\$1,287,356.70	\$257,471.22
31301 Servicio de agua	\$1,252,800.00	\$0.00	\$180,000.00	\$90,000.00	\$90,000.00	\$90,000.00	\$90,000.00	\$90,000.00	\$90,000.00	\$219,600.00	\$104,400.00	\$0.00	\$0.00	\$1,044,000.00	\$208,800.00
31400 TELEFONIA TRADICIONAL	\$292,027.92	\$0.00	\$20,979.03	\$41,958.06	\$20,979.03	\$20,979.03	\$20,979.03	\$20,979.03	\$20,979.03	\$51,188.79	\$24,335.67	\$0.00	\$0.00	\$243,356.70	\$46,671.22
31401 SERVICIO TELEFÓNICO	\$292,027.92	\$0.00	\$20,979.03	\$41,958.06	\$20,979.03	\$20,979.03	\$20,979.03	\$20,979.03	\$20,979.03	\$51,188.79	\$24,335.67	\$0.00	\$0.00	\$243,356.70	\$46,671.22
31800 SERVICIOS POSTALES Y	\$13,612.00	\$331.97	\$343.97	\$343.97	\$343.97	\$343.97	\$343.97	\$493.92	\$343.97	\$7,701.87	\$547.55	\$0.00	\$0.00	\$11,139.13	\$2,472.87
31801 Servicio postal	\$1,544,827.92	\$0.00	\$200,979.03	\$131,958.06	\$110,979.03	\$110,979.03	\$110,979.03	\$110,979.03	\$110,979.03	\$270,788.79	\$128,735.67	\$0.00	\$0.00	\$1,287,356.70	\$257,471.22
31900 SERVICIOS INTEGRALES Y OTROS	\$1,252,800.00	\$0.00	\$180,000.00	\$90,000.00	\$90,000.00	\$90,000.00	\$90,000.00	\$90,000.00	\$90,000.00	\$219,600.00	\$104,400.00	\$0.00	\$0.00	\$1,044,000.00	\$208,800.00
31902 Contratación de otros servicios	\$292,027.92	\$0.00	\$20,979.03	\$41,958.06	\$20,979.03	\$20,979.03	\$20,979.03	\$20,979.03	\$20,979.03	\$51,188.79	\$24,335.67	\$0.00	\$0.00	\$243,356.70	\$46,671.22
32000 SERVICIOS DE ARRENDAMIENTO	\$292,027.92	\$0.00	\$20,979.03	\$41,958.06	\$20,979.03	\$20,979.03	\$20,979.03	\$20,979.03	\$20,979.03	\$51,188.79	\$24,335.67	\$0.00	\$0.00	\$243,356.70	\$46,671.22
32100 ARRENDAMIENTO DE TERRENOS	\$292,027.92	\$0.00	\$20,979.03	\$41,958.06	\$20,979.03	\$20,979.03	\$20,979.03	\$20,979.03	\$20,979.03	\$51,188.79	\$24,335.67	\$0.00	\$0.00	\$243,356.70	\$46,671.22
32101 Arrendamiento de terrenos	\$292,027.92	\$0.00	\$20,979.03	\$41,958.06	\$20,979.03	\$20,979.03	\$20,979.03	\$20,979.03	\$20,979.03	\$51,188.79	\$24,335.67	\$0.00	\$0.00	\$243,356.70	\$46,671.22
32200 ARRENDAMIENTO DE EDIFICIOS	\$292,027.92	\$0.00	\$20,979.03	\$41,958.06	\$20,979.03	\$20,979.03	\$20,979.03	\$20,979.03	\$20,979.03	\$51,188.79	\$24,335.67	\$0.00	\$0.00	\$243,356.70	\$46,671.22
32201 Arrendamiento de edificios y locales															

COMPañA INMOBILIARIA FOMENTO TURÍSTICO DE MICHOACÁN, S.A DE C.V.
MICHOACAN DE OCAMPO
Analfítico Mensual de Egresos Pagados por Proyecto/Proceso al 31/oct/2020
 (Cifras en pesos/centavos)

Fecha y 06/nov/2020

hora de Impresión 02:45 p.m.



Utr. supervisor

Objeto del Gasto	Presupuesto Vigente	Ene	Feb	Mar	Abr	May	Jun	Jul	Ago	Sep	Oct	Nov	Dic	Total (Vigente - Total)	Diferencia
33000 SERVICIOS PROFESIONALES, CIENTÍFICOS, TÉCNICOS Y OTROS	\$682,063.00	\$0.00	\$0.00	\$0.00	\$0.00	\$0.00	\$0.00	\$0.00	\$0.00	\$0.00	\$32,001.41	\$0.00	\$0.00	\$32,001.41	\$630,061.59
33100 SERVICIOS LEGALES, DE	\$657,063.00	\$0.00	\$0.00	\$0.00	\$0.00	\$0.00	\$0.00	\$0.00	\$0.00	\$0.00	\$32,001.41	\$0.00	\$0.00	\$32,001.41	\$625,061.59
33104 Otras asesorías para la operación de	\$462,377.67	\$0.00	\$0.00	\$0.00	\$0.00	\$0.00	\$0.00	\$0.00	\$0.00	\$0.00	\$32,001.41	\$0.00	\$0.00	\$32,001.41	\$430,376.26
33106 Auditorías, evaluaciones, dictámenes	\$194,685.33	\$0.00	\$0.00	\$0.00	\$0.00	\$0.00	\$0.00	\$0.00	\$0.00	\$0.00	\$0.00	\$0.00	\$0.00	\$0.00	\$194,685.33
33600 SERVICIOS DE APOYO	\$5,000.00	\$0.00	\$0.00	\$0.00	\$0.00	\$0.00	\$0.00	\$0.00	\$0.00	\$0.00	\$0.00	\$0.00	\$0.00	\$0.00	\$5,000.00
33602 Otros servicios comerciales	\$5,000.00	\$0.00	\$0.00	\$0.00	\$0.00	\$0.00	\$0.00	\$0.00	\$0.00	\$0.00	\$0.00	\$0.00	\$0.00	\$0.00	\$5,000.00
34000 SERVICIOS FINANCIEROS, Y	\$23,885.50	\$0.00	\$0.00	\$0.00	\$0.00	\$5,204.71	\$325.00	\$0.00	\$650.00	\$1,365.75	\$0.00	\$0.00	\$0.00	\$7,545.46	\$16,340.04
34100 SERVICIOS FINANCIEROS Y	\$6,018.00	\$0.00	\$0.00	\$0.00	\$0.00	\$0.00	\$325.00	\$0.00	\$650.00	\$533.00	\$0.00	\$0.00	\$0.00	\$1,508.00	\$4,510.00
34101 Servicios financieros y bancarios	\$17,867.50	\$0.00	\$0.00	\$0.00	\$0.00	\$5,204.71	\$0.00	\$0.00	\$0.00	\$832.75	\$0.00	\$0.00	\$0.00	\$6,037.46	\$11,830.04
34501 Seguro de bienes patrimoniales	\$273,458.00	\$0.00	\$0.00	\$0.00	\$0.00	\$5,204.71	\$0.00	\$0.00	\$0.00	\$832.75	\$0.00	\$0.00	\$0.00	\$6,037.46	\$11,830.04
35000 SERVICIOS DE INSTALACIÓN, CONSERVACIÓN Y MANTENIMIENTO	\$199,661.00	\$0.00	\$0.00	\$0.00	\$0.00	\$0.00	\$0.00	\$0.00	\$0.00	\$18,514.17	\$1,090.00	\$0.00	\$0.00	\$31,562.79	\$241,895.21
35100 Mantenimiento y conservación de	\$199,661.00	\$0.00	\$0.00	\$0.00	\$0.00	\$0.00	\$0.00	\$0.00	\$0.00	\$18,514.17	\$1,090.00	\$0.00	\$0.00	\$199,661.00	\$199,661.00
35200 INSTALACIÓN, REPARACIÓN Y	\$2,154.00	\$0.00	\$0.00	\$0.00	\$0.00	\$0.00	\$0.00	\$0.00	\$0.00	\$0.00	\$0.00	\$0.00	\$0.00	\$0.00	\$2,154.00
35201 Instalación, Reparación y Mantenimiento	\$2,154.00	\$0.00	\$0.00	\$0.00	\$0.00	\$0.00	\$0.00	\$0.00	\$0.00	\$0.00	\$0.00	\$0.00	\$0.00	\$0.00	\$2,154.00
35300 INSTALACIÓN, REPARACIÓN Y	\$15,265.00	\$0.00	\$0.00	\$0.00	\$0.00	\$0.00	\$0.00	\$0.00	\$0.00	\$452.79	\$0.00	\$0.00	\$0.00	\$452.79	\$1,701.21
35301 Instalación, Reparación y Mantenimiento	\$15,265.00	\$0.00	\$0.00	\$0.00	\$0.00	\$0.00	\$0.00	\$0.00	\$0.00	\$452.79	\$0.00	\$0.00	\$0.00	\$452.79	\$1,701.21
35500 REPARACIÓN Y MANTENIMIENTO DE	\$40,678.00	\$0.00	\$0.00	\$0.00	\$0.00	\$0.00	\$0.00	\$0.00	\$0.00	\$5,918.00	\$0.00	\$0.00	\$0.00	\$5,918.00	\$9,347.00
35501 Reparación, mantenimiento y	\$40,678.00	\$0.00	\$0.00	\$0.00	\$0.00	\$0.00	\$0.00	\$0.00	\$0.00	\$5,918.00	\$0.00	\$0.00	\$0.00	\$5,918.00	\$9,347.00
35800 SERVICIOS DE LIMPIEZA Y MANEJO	\$15,700.00	\$0.00	\$0.00	\$0.00	\$0.00	\$0.00	\$0.00	\$0.00	\$0.00	\$4,843.38	\$90.00	\$0.00	\$0.00	\$16,892.00	\$23,786.00
35801 Servicios de limpieza y Manejo de	\$15,700.00	\$0.00	\$0.00	\$0.00	\$0.00	\$0.00	\$0.00	\$0.00	\$0.00	\$4,843.38	\$90.00	\$0.00	\$0.00	\$16,892.00	\$23,786.00
37000 PASAJES TERRESTRES	\$8,535.00	\$0.00	\$0.00	\$0.00	\$0.00	\$0.00	\$0.00	\$0.00	\$0.00	\$7,300.00	\$1,000.00	\$0.00	\$0.00	\$8,300.00	\$7,400.00
37200 Pasajes terrestres nacionales	\$8,535.00	\$0.00	\$0.00	\$0.00	\$0.00	\$0.00	\$0.00	\$0.00	\$0.00	\$7,300.00	\$1,000.00	\$0.00	\$0.00	\$8,300.00	\$7,400.00
37500 VIÁTICOS EN EL PAIS	\$15,016.00	\$0.00	\$0.00	\$0.00	\$0.00	\$0.00	\$0.00	\$0.00	\$0.00	\$200.00	\$0.00	\$0.00	\$0.00	\$200.00	\$14,816.00
37501 Viáticos nacionales	\$15,016.00	\$0.00	\$0.00	\$0.00	\$0.00	\$0.00	\$0.00	\$0.00	\$0.00	\$200.00	\$0.00	\$0.00	\$0.00	\$200.00	\$14,816.00
Saldo Bancario al 31 de	\$2,850,618.02	\$4,613.14	\$208,334.44	\$149,992.76	\$116,042.05	\$118,241.39	\$115,973.99	\$114,441.54	\$116,983.55	\$344,340.35	\$170,593.50	\$0.00	\$0.00	\$1,459,556.71	\$1,390,962.31
144 Intereses Bancarios															
50000 BIENES MUEBLES, INMUEBLES	\$167,756.00	\$0.00	\$0.00	\$0.00	\$0.00	\$0.00	\$0.00	\$0.00	\$0.00	\$15,248.50	\$2,199.00	\$0.00	\$0.00	\$17,447.50	\$140,308.50
51000 MOBILIARIO Y EQUIPO DE	\$84,000.00	\$0.00	\$0.00	\$0.00	\$0.00	\$0.00	\$0.00	\$0.00	\$0.00	\$9,000.00	\$2,199.00	\$0.00	\$0.00	\$11,199.00	\$72,801.00
51100 MUEBLES DE OFICINA Y ESTANTERÍA	\$35,000.00	\$0.00	\$0.00	\$0.00	\$0.00	\$0.00	\$0.00	\$0.00	\$0.00	\$0.00	\$2,199.00	\$0.00	\$0.00	\$2,199.00	\$32,801.00
51101 Mobiliario	\$35,000.00	\$0.00	\$0.00	\$0.00	\$0.00	\$0.00	\$0.00	\$0.00	\$0.00	\$0.00	\$2,199.00	\$0.00	\$0.00	\$2,199.00	\$32,801.00
51500 EQUIPOS DE COMPUTO Y DE	\$44,000.00	\$0.00	\$0.00	\$0.00	\$0.00	\$0.00	\$0.00	\$0.00	\$0.00	\$9,000.00	\$0.00	\$0.00	\$0.00	\$9,000.00	\$35,000.00
51501 Bienes informáticos	\$44,000.00	\$0.00	\$0.00	\$0.00	\$0.00	\$0.00	\$0.00	\$0.00	\$0.00	\$9,000.00	\$0.00	\$0.00	\$0.00	\$9,000.00	\$35,000.00
51900 OTRO MOBILIARIO Y EQUIPO DE	\$5,000.00	\$0.00	\$0.00	\$0.00	\$0.00	\$0.00	\$0.00	\$0.00	\$0.00	\$0.00	\$0.00	\$0.00	\$0.00	\$0.00	\$5,000.00
51901 Equipo de administración	\$5,000.00	\$0.00	\$0.00	\$0.00	\$0.00	\$0.00	\$0.00	\$0.00	\$0.00	\$0.00	\$0.00	\$0.00	\$0.00	\$0.00	\$5,000.00



Usu: supervisor

COMPañIA INMOBILIARIA FOMENTO TURÍSTICO DE MICHOCACÁN, S.A DE C.V.
MICHOCACÁN DE OCAMPO
Análisis Mensual de Egresos Pagados por Proyecto/Proceso al 31/oct/2020
 (Cifras en pesos/céntavos)

Fecha y 06/nov/2020

hora de Impresión 02:45 p.m.

Objeto del Gasto	Presupuesto Vigente	Ene	Feb	Mar	Abr	May	Jun	Jul	Ago	Sep	Oct	Nov	Dic	Total (Vigente - Total)	Diferencia
59000 ACTIVOS INTANGIBLES	\$73,756.00	\$0.00	\$0.00	\$0.00	\$0.00	\$0.00	\$0.00	\$0.00	\$0.00	\$6,248.50	\$0.00	\$0.00	\$0.00	\$6,248.50	\$67,507.50
59100 SOFTWARE	\$73,756.00	\$0.00	\$0.00	\$0.00	\$0.00	\$0.00	\$0.00	\$0.00	\$0.00	\$6,248.50	\$0.00	\$0.00	\$0.00	\$6,248.50	\$67,507.50
59101 Software	\$73,756.00	\$0.00	\$0.00	\$0.00	\$0.00	\$0.00	\$0.00	\$0.00	\$0.00	\$6,248.50	\$0.00	\$0.00	\$0.00	\$6,248.50	\$67,507.50
Intereses Bancarios	\$157,756.00	\$0.00	\$0.00	\$0.00	\$0.00	\$0.00	\$0.00	\$0.00	\$0.00	\$15,248.50	\$2,199.00	\$0.00	\$0.00	\$17,447.50	\$140,308.50

L003 Gastos Laborales

145 Saldo Bancario al 31 de Diciembre del año anterior

10000 SERVICIOS PERSONALES	\$3,860,609.50	\$196,448.00	\$253,701.75	\$274,251.81	\$234,257.87	\$384,140.26	\$234,257.87	\$311,568.26	\$234,257.87	\$287,441.26	\$256,316.57	\$0.00	\$0.00	\$2,666,641.52	\$1,193,967.98
11000 REMUNERACIONES AL PERSONAL	\$2,546,486.40	\$185,674.00	\$206,362.00	\$206,362.00	\$206,362.00	\$206,362.00	\$206,362.00	\$206,362.00	\$206,362.00	\$206,362.00	\$206,362.00	\$0.00	\$0.00	\$2,042,932.00	\$503,554.40
11300 SUELDOS BASE AL PERSONAL	\$2,546,486.40	\$185,674.00	\$206,362.00	\$206,362.00	\$206,362.00	\$206,362.00	\$206,362.00	\$206,362.00	\$206,362.00	\$206,362.00	\$206,362.00	\$0.00	\$0.00	\$2,042,932.00	\$503,554.40
11301 Sueldos base	\$2,546,486.40	\$185,674.00	\$206,362.00	\$206,362.00	\$206,362.00	\$206,362.00	\$206,362.00	\$206,362.00	\$206,362.00	\$206,362.00	\$206,362.00	\$0.00	\$0.00	\$2,042,932.00	\$503,554.40
13000 REMUNERACIONES ADICIONALES Y PRIMAS DE VACACIONES	\$474,410.04	\$2,374.00	\$23,059.00	\$2,374.00	\$2,374.00	\$2,374.00	\$2,374.00	\$33,224.00	\$2,374.00	\$2,374.00	\$24,385.00	\$0.00	\$0.00	\$97,286.00	\$377,124.04
13200 Prima vacacional	\$401,006.04	\$0.00	\$0.00	\$0.00	\$0.00	\$0.00	\$0.00	\$30,850.00	\$0.00	\$0.00	\$22,011.00	\$0.00	\$0.00	\$52,861.00	\$348,145.04
13201 Aguinaldo o gratificación de fin de año	\$129,812.88	\$0.00	\$0.00	\$0.00	\$0.00	\$0.00	\$0.00	\$30,850.00	\$0.00	\$0.00	\$22,011.00	\$0.00	\$0.00	\$52,861.00	\$76,951.86
13202	\$271,193.18	\$0.00	\$0.00	\$0.00	\$0.00	\$0.00	\$0.00	\$0.00	\$0.00	\$0.00	\$0.00	\$0.00	\$0.00	\$0.00	\$271,193.18
13400 COMPENSACIONES	\$73,404.00	\$2,374.00	\$23,059.00	\$2,374.00	\$2,374.00	\$2,374.00	\$2,374.00	\$2,374.00	\$2,374.00	\$2,374.00	\$2,374.00	\$0.00	\$0.00	\$44,425.00	\$28,979.00
13414 Compensaciones extraordinarias	\$73,404.00	\$2,374.00	\$23,059.00	\$2,374.00	\$2,374.00	\$2,374.00	\$2,374.00	\$2,374.00	\$2,374.00	\$2,374.00	\$2,374.00	\$0.00	\$0.00	\$44,425.00	\$28,979.00
14000 SEGURIDAD SOCIAL	\$560,563.83	\$0.00	\$15,880.75	\$7,115.81	\$17,121.87	\$63,582.26	\$17,121.87	\$63,582.26	\$17,121.87	\$64,905.26	\$16,569.57	\$0.00	\$0.00	\$333,001.52	\$227,562.31
14100 APORTACIONES DE SEGURIDAD	\$374,855.04	\$0.00	\$15,880.75	\$7,115.81	\$17,121.87	\$63,582.26	\$17,121.87	\$63,582.26	\$17,121.87	\$16,569.57	\$16,569.57	\$0.00	\$0.00	\$206,028.82	\$168,826.22
14103 Aportaciones al IMSS	\$261,790.54	\$0.00	\$15,880.75	\$7,115.81	\$17,121.87	\$63,582.26	\$17,121.87	\$63,582.26	\$17,121.87	\$16,569.57	\$16,569.57	\$0.00	\$0.00	\$146,891.12	\$112,899.42
14105 Aportaciones al seguro de cesantía en Aportaciones a Fondos de	\$113,064.50	\$0.00	\$0.00	\$14,814.18	\$17,121.87	\$16,569.57	\$17,121.87	\$16,569.57	\$17,121.87	\$17,121.87	\$16,569.57	\$0.00	\$0.00	\$57,137.70	\$55,926.80
14200 Aportaciones al INFONAVIT	\$126,347.32	\$0.00	\$0.00	\$0.00	\$0.00	\$0.00	\$0.00	\$0.00	\$0.00	\$0.00	\$0.00	\$0.00	\$0.00	\$90,694.79	\$35,652.53
14300 APORTACIONES AL SISTEMA PARA Aportaciones al Sistema de Ahorro para	\$59,361.47	\$0.00	\$0.00	\$0.00	\$0.00	\$0.00	\$0.00	\$0.00	\$0.00	\$0.00	\$0.00	\$0.00	\$0.00	\$90,694.79	\$35,652.53
14301 Aportaciones al Sistema de Ahorro para	\$59,361.47	\$0.00	\$0.00	\$0.00	\$0.00	\$0.00	\$0.00	\$0.00	\$0.00	\$0.00	\$0.00	\$0.00	\$0.00	\$90,694.79	\$35,652.53
15000 OTRAS PRESTACIONES SOCIALES Y PRESTACIONES CONTRACTUALES	\$279,149.23	\$8,400.00	\$8,400.00	\$8,400.00	\$8,400.00	\$8,400.00	\$8,400.00	\$8,400.00	\$8,400.00	\$8,400.00	\$8,400.00	\$0.00	\$0.00	\$36,277.91	\$23,083.56
15401 Prestaciones establecidas por APOYOS A LA CAPACITACIÓN DE LOS	\$120,000.00	\$8,400.00	\$8,400.00	\$8,400.00	\$8,400.00	\$8,400.00	\$8,400.00	\$8,400.00	\$8,400.00	\$8,400.00	\$8,400.00	\$0.00	\$0.00	\$36,277.91	\$83,083.56
15500 Apoyos a la capacitación de los	\$120,000.00	\$8,400.00	\$8,400.00	\$8,400.00	\$8,400.00	\$8,400.00	\$8,400.00	\$8,400.00	\$8,400.00	\$8,400.00	\$8,400.00	\$0.00	\$0.00	\$36,277.91	\$83,083.56
15900 OTRAS PRESTACIONES SOCIALES Y	\$147,149.23	\$0.00	\$0.00	\$0.00	\$0.00	\$0.00	\$0.00	\$0.00	\$0.00	\$0.00	\$0.00	\$0.00	\$0.00	\$90,000.00	\$30,000.00
15901 Otras prestaciones	\$147,149.23	\$0.00	\$0.00	\$0.00	\$0.00	\$0.00	\$0.00	\$0.00	\$0.00	\$0.00	\$0.00	\$0.00	\$0.00	\$90,000.00	\$30,000.00
Saldo Bancario al 31 de Promoción Turística	\$3,860,609.50	\$196,448.00	\$253,701.75	\$274,251.81	\$234,257.87	\$384,140.26	\$234,257.87	\$311,568.26	\$234,257.87	\$287,441.26	\$256,316.57	\$0.00	\$0.00	\$2,666,641.52	\$1,193,967.98

P001 Ingresos por Arrendamiento de Inmueble Hotelero

80000 PARTICIPACIONES Y	\$13,000,000.00	\$961,730.20	\$903,559.11	\$1,151,916.00	\$250,000.00	\$239,461.38	\$0.00	\$0.00	\$0.00	\$697,046.83	\$0.00	\$0.00	\$0.00	\$4,202,812.52	\$8,797,187.48
-------------------------	-----------------	--------------	--------------	----------------	--------------	--------------	--------	--------	--------	--------------	--------	--------	--------	----------------	----------------

Page 4



Usu: supervisor

COMPAÑIA INMOBILIARIA FOMENTO TURISTICO DE MICHOACÁN, S.A DE C.V.

MICHOACAN DE OCAMPO

Analítico Mensual de Egresos Pagados por Proyecto/Proceso al 31/oct/2020

(Cuentas con Movimientos)

(Cifras en pesos/Centavos)

Fecha: 02:45 p.m. 06/n nv2

Objeto del Gasto	Presupuesto Vigente	Ene	Feb	Mar	Abr	May	Jun	Jul	Ago	Sep	Oct	Nov	Dic	Total	Diferencia (Vigente - Total)
85000 CONVENIOS	\$13,000,000.00	\$961,730.20	\$903,559.11	\$1,151,016.00	\$250,000.00	\$239,461.38	\$0.00	\$0.00	\$0.00	\$697,045.83	\$0.00	\$0.00	\$0.00	\$4,202,812.52	\$8,797,187.48
85300 OTROS CONVENIOS	\$13,000,000.00	\$961,730.20	\$903,559.11	\$1,151,016.00	\$250,000.00	\$239,461.38	\$0.00	\$0.00	\$0.00	\$697,045.83	\$0.00	\$0.00	\$0.00	\$4,202,812.52	\$8,797,187.48
85301 Citos convenios	\$13,000,000.00	\$961,730.20	\$903,559.11	\$1,151,016.00	\$250,000.00	\$239,461.38	\$0.00	\$0.00	\$0.00	\$697,045.83	\$0.00	\$0.00	\$0.00	\$4,202,812.52	\$8,797,187.48
Ingresos por Arrendamiento															
		\$20,391,505.89	\$1,162,791.34	\$1,770,483.30	\$1,588,147.57	\$606,561.92	\$748,105.11	\$356,493.86	\$432,271.88	\$356,429.42	\$1,351,848.76	\$435,371.15	\$0.00	\$8,810,504.31	\$11,581,001.58
Total Final															


 L.C.P. JUVENIA SALVEZ GARCIA
 DIRECTORA GENERAL


 C.P. MARIA DEL ROCIO ARNAIZ TAPIA
 CONTADOR GENERAL

COMPAÑÍA INMOBILIARIA FOMENTO TURÍSTICO DE MICHOACÁN, S.A DE C.V.
MICHOACAN DE OCAMPO

Analítico Mensual de Egresos Pagados por Fuente de Financiamiento al 30/nov/2020
 (Cuentas con Movimientos)
 (Cifras en pesos y centavos)

Fecha y hora de Impresión | 08/dic/2020 | 12:43 p.m.

Presupuesto Vigente	Ene	Feb	Mar	Abr	May	Jun	Jul	Ago	Sep	Oct	Nov	Dic	Total	Diferencia (Vigente - Total)
Arrendamiento de Inmueble Hotelero														
\$423,000.00	\$0.00	\$404,888.00	\$0.00	\$0.00	\$0.00	\$0.00	\$0.00	\$0.00	\$0.00	\$0.00	\$0.00	\$0.00	\$404,888.00	\$18,112.00
\$423,000.00	\$0.00	\$404,888.00	\$0.00	\$0.00	\$0.00	\$0.00	\$0.00	\$0.00	\$0.00	\$0.00	\$0.00	\$0.00	\$404,888.00	\$18,112.00
\$423,000.00	\$0.00	\$404,888.00	\$0.00	\$0.00	\$0.00	\$0.00	\$0.00	\$0.00	\$0.00	\$0.00	\$0.00	\$0.00	\$404,888.00	\$18,112.00
\$423,000.00	\$0.00	\$404,888.00	\$0.00	\$0.00	\$0.00	\$0.00	\$0.00	\$0.00	\$0.00	\$0.00	\$0.00	\$0.00	\$404,888.00	\$18,112.00
Bancarios														
\$99,621.37	\$0.00	\$0.00	\$12,887.00	\$6,262.00	\$6,262.08	\$6,262.08	\$7,188.00	\$7,188.00	\$7,772.82	\$6,262.08	\$8,796.45	\$0.00	\$67,954.51	\$31,666.86
\$99,621.37	\$0.00	\$0.00	\$12,887.00	\$6,262.00	\$6,262.08	\$6,262.08	\$7,188.00	\$7,188.00	\$7,772.82	\$6,262.08	\$8,796.45	\$0.00	\$67,954.51	\$31,666.86
\$5,856.00	\$0.00	\$0.00	\$0.00	\$0.00	\$0.00	\$0.00	\$0.00	\$0.00	\$435.00	\$0.00	\$1,874.04	\$0.00	\$2,309.04	\$3,546.96
\$5,856.00	\$0.00	\$0.00	\$0.00	\$0.00	\$0.00	\$0.00	\$0.00	\$0.00	\$435.00	\$0.00	\$1,874.04	\$0.00	\$2,309.04	\$3,546.96
\$6,818.00	\$0.00	\$0.00	\$0.00	\$0.00	\$0.00	\$0.00	\$0.00	\$0.00	\$1,076.00	\$0.00	\$0.00	\$0.00	\$1,076.00	\$5,742.00
\$6,818.00	\$0.00	\$0.00	\$0.00	\$0.00	\$0.00	\$0.00	\$0.00	\$0.00	\$1,076.00	\$0.00	\$0.00	\$0.00	\$1,076.00	\$5,742.00
\$86,947.37	\$0.00	\$0.00	\$12,887.00	\$6,262.00	\$6,262.08	\$6,262.00	\$7,188.00	\$7,188.00	\$6,261.82	\$6,262.08	\$6,922.41	\$0.00	\$64,569.47	\$22,377.90
\$86,947.37	\$0.00	\$0.00	\$12,887.00	\$6,262.00	\$6,262.08	\$6,262.00	\$7,188.00	\$7,188.00	\$6,261.82	\$6,262.08	\$6,922.41	\$0.00	\$64,569.47	\$22,377.90
\$99,621.37	\$0.00	\$0.00	\$12,887.00	\$6,262.00	\$6,262.08	\$6,262.00	\$7,188.00	\$7,188.00	\$7,772.82	\$6,262.08	\$8,796.45	\$0.00	\$67,954.51	\$31,666.86
Mesario al 31 de Diciembre del año anterior														
\$247,638.60	\$2,621.10	\$3,172.89	\$3,453.94	\$0.00	\$767.12	\$768.05	\$2,022.03	\$948.06	\$44,172.77	\$4,077.28	\$3,785.13	\$0.00	\$85,788.37	\$181,870.23
\$92,055.00	\$0.00	\$0.00	\$599.13	\$0.00	\$0.00	\$0.00	\$0.00	\$0.00	\$26,723.34	\$95.00	\$986.40	\$0.00	\$28,403.87	\$63,651.13
\$30,478.00	\$0.00	\$0.00	\$0.00	\$0.00	\$0.00	\$0.00	\$0.00	\$0.00	\$13,630.84	\$0.00	\$644.90	\$0.00	\$14,275.74	\$16,202.26
\$30,478.00	\$0.00	\$0.00	\$0.00	\$0.00	\$0.00	\$0.00	\$0.00	\$0.00	\$13,630.84	\$0.00	\$644.90	\$0.00	\$14,275.74	\$16,202.26
\$44,597.00	\$0.00	\$0.00	\$0.00	\$0.00	\$0.00	\$0.00	\$0.00	\$0.00	\$9,435.48	\$0.00	\$0.00	\$0.00	\$9,435.48	\$35,161.52
\$44,597.00	\$0.00	\$0.00	\$0.00	\$0.00	\$0.00	\$0.00	\$0.00	\$0.00	\$9,435.48	\$0.00	\$0.00	\$0.00	\$9,435.48	\$35,161.52
\$12,857.00	\$0.00	\$0.00	\$0.00	\$0.00	\$0.00	\$0.00	\$0.00	\$0.00	\$0.00	\$0.00	\$0.00	\$0.00	\$0.00	\$12,857.00
\$12,857.00	\$0.00	\$0.00	\$0.00	\$0.00	\$0.00	\$0.00	\$0.00	\$0.00	\$0.00	\$0.00	\$0.00	\$0.00	\$0.00	\$12,857.00
\$4,123.00	\$0.00	\$0.00	\$599.13	\$0.00	\$0.00	\$0.00	\$0.00	\$0.00	\$3,657.02	\$95.00	\$341.50	\$0.00	\$4,692.65	-\$569.65
\$4,123.00	\$0.00	\$0.00	\$599.13	\$0.00	\$0.00	\$0.00	\$0.00	\$0.00	\$3,657.02	\$95.00	\$341.50	\$0.00	\$4,692.65	-\$569.65
\$47,541.60	\$0.00	\$0.00	\$0.00	\$0.00	\$0.00	\$0.00	\$0.00	\$0.00	\$11,147.40	\$532.00	\$906.75	\$0.00	\$12,586.15	\$34,955.45
\$46,041.60	\$0.00	\$0.00	\$0.00	\$0.00	\$0.00	\$0.00	\$0.00	\$0.00	\$11,147.40	\$532.00	\$906.75	\$0.00	\$12,586.15	\$33,455.45
\$46,041.60	\$0.00	\$0.00	\$0.00	\$0.00	\$0.00	\$0.00	\$0.00	\$0.00	\$11,147.40	\$532.00	\$906.75	\$0.00	\$12,586.15	\$33,455.45
\$1,500.00	\$0.00	\$0.00	\$0.00	\$0.00	\$0.00	\$0.00	\$0.00	\$0.00	\$0.00	\$0.00	\$0.00	\$0.00	\$0.00	\$1,500.00
\$1,500.00	\$0.00	\$0.00	\$0.00	\$0.00	\$0.00	\$0.00	\$0.00	\$0.00	\$0.00	\$0.00	\$0.00	\$0.00	\$0.00	\$1,500.00
\$11,500.00	\$0.00	\$0.00	\$0.00	\$0.00	\$0.00	\$0.00	\$0.00	\$0.00	\$125.00	\$0.00	\$0.00	\$0.00	\$125.00	\$11,375.00
\$3,500.00	\$0.00	\$0.00	\$0.00	\$0.00	\$0.00	\$0.00	\$0.00	\$0.00	\$0.00	\$0.00	\$0.00	\$0.00	\$0.00	\$3,500.00
\$3,500.00	\$0.00	\$0.00	\$0.00	\$0.00	\$0.00	\$0.00	\$0.00	\$0.00	\$0.00	\$0.00	\$0.00	\$0.00	\$0.00	\$3,500.00

COMPañA INMOBILIARIA FOMENTO TURÍSTICO DE MICHOACÁN, S.A DE C.V.
MICHOACAN DE OCAMPO

Análítico Mensual de Egresos Pagados por Fuente de Financiamiento al 30/nov/2020

(Cuentas con Movimientos)
 (Cifras en pesos y centavos)

Presupuesto Vigente	Ene	Feb	Mar	Abr	May	Jun	Jul	Ago	Sep	Oct	Nov
OTROS MATERIALES Y ARTÍCULOS DE	\$0.00	\$0.00	\$0.00	\$0.00	\$0.00	\$0.00	\$0.00	\$0.00	\$125.00	\$0.00	\$0.00
Otros materiales y artículos de construcción	\$0.00	\$0.00	\$0.00	\$0.00	\$0.00	\$0.00	\$0.00	\$0.00	\$125.00	\$0.00	\$0.00
Material para agua potable	\$0.00	\$0.00	\$0.00	\$0.00	\$0.00	\$0.00	\$0.00	\$0.00	\$0.00	\$0.00	\$0.00
PRODUCTOS QUÍMICOS, FARMACÉUTIC	\$0.00	\$0.00	\$0.00	\$0.00	\$0.00	\$0.00	\$0.00	\$0.00	\$184.00	\$0.00	\$0.00
PRODUCTOS QUÍMICOS, FARMACÉUTIC	\$0.00	\$0.00	\$0.00	\$0.00	\$0.00	\$0.00	\$0.00	\$0.00	\$184.00	\$0.00	\$0.00
Medicinas y productos farmacéuticos	\$0.00	\$0.00	\$0.00	\$0.00	\$0.00	\$0.00	\$0.00	\$0.00	\$184.00	\$0.00	\$0.00
COMBUSTIBLES, LUBRICANTES Y ADITI	\$2,621.10	\$3,172.89	\$2,821.92	\$0.00	\$767.12	\$768.05	\$2,022.03	\$948.06	\$5,972.77	\$3,450.28	\$1,871.98
COMBUSTIBLES, LUBRICANTES Y ADITI	\$2,621.10	\$3,172.89	\$2,821.92	\$0.00	\$767.12	\$768.05	\$2,022.03	\$948.06	\$5,972.77	\$3,450.28	\$1,871.98
Combustibles, lubricantes y aditivos para v	\$2,621.10	\$3,172.89	\$2,821.92	\$0.00	\$767.12	\$768.05	\$2,022.03	\$948.06	\$5,972.77	\$3,450.28	\$1,871.98
VESTUARIO, BLANCOS, PRENDAS DE PI	\$0.00	\$0.00	\$0.00	\$0.00	\$0.00	\$0.00	\$0.00	\$0.00	\$0.00	\$0.00	\$0.00
VESTUARIO Y UNIFORMES	\$0.00	\$0.00	\$0.00	\$0.00	\$0.00	\$0.00	\$0.00	\$0.00	\$0.00	\$0.00	\$0.00
Vestuario y uniformes	\$0.00	\$0.00	\$0.00	\$0.00	\$0.00	\$0.00	\$0.00	\$0.00	\$0.00	\$0.00	\$0.00
HERRAMIENTAS, REFACCIONES Y ACCE	\$0.00	\$0.00	\$32.89	\$0.00	\$0.00	\$0.00	\$0.00	\$0.00	\$20.26	\$0.00	\$0.00
HERRAMIENTAS MENORES	\$0.00	\$0.00	\$32.89	\$0.00	\$0.00	\$0.00	\$0.00	\$0.00	\$20.26	\$0.00	\$0.00
Herramientas menores	\$0.00	\$0.00	\$32.89	\$0.00	\$0.00	\$0.00	\$0.00	\$0.00	\$20.26	\$0.00	\$0.00
Herramientas menores	\$507.00	\$507.00	\$17.20	\$0.00	\$0.00	\$0.00	\$0.00	\$0.00	\$2.75	\$0.00	\$0.00
Herramientas menores	\$507.00	\$507.00	\$17.20	\$0.00	\$0.00	\$0.00	\$0.00	\$0.00	\$2.75	\$0.00	\$0.00
REFACCIONES Y ACCESORIOS MENOR	\$0.00	\$0.00	\$0.00	\$0.00	\$0.00	\$0.00	\$0.00	\$0.00	\$15.00	\$0.00	\$0.00
REFACCIONES Y accesorios menores de edific	\$0.00	\$0.00	\$0.00	\$0.00	\$0.00	\$0.00	\$0.00	\$0.00	\$15.00	\$0.00	\$0.00
REFACCIONES Y ACCESORIOS MENOR	\$0.00	\$0.00	\$15.69	\$0.00	\$0.00	\$0.00	\$0.00	\$0.00	\$2.51	\$0.00	\$0.00
Refacciones y accesorios menores de mot	\$0.00	\$0.00	\$15.69	\$0.00	\$0.00	\$0.00	\$0.00	\$0.00	\$2.51	\$0.00	\$0.00
REFACCIONES Y ACCESORIOS MENOR	\$0.00	\$0.00	\$0.00	\$0.00	\$0.00	\$0.00	\$0.00	\$0.00	\$0.00	\$0.00	\$0.00
Refacciones y accesorios para equipo de c/	\$0.00	\$0.00	\$0.00	\$0.00	\$0.00	\$0.00	\$0.00	\$0.00	\$0.00	\$0.00	\$0.00
REFACCIONES Y ACCESORIOS MENOR	\$0.00	\$0.00	\$0.00	\$0.00	\$0.00	\$0.00	\$0.00	\$0.00	\$0.00	\$0.00	\$0.00
Refacciones y accesorios menores de equi	\$0.00	\$0.00	\$0.00	\$0.00	\$0.00	\$0.00	\$0.00	\$0.00	\$0.00	\$0.00	\$0.00
REFACCIONES Y accesorios menores de equi	\$0.00	\$0.00	\$0.00	\$0.00	\$0.00	\$0.00	\$0.00	\$0.00	\$0.00	\$0.00	\$0.00
SERVICIOS GENERALES	\$1,992.04	\$205,161.55	\$146,538.82	\$116,042.05	\$117,474.27	\$115,205.94	\$112,419.51	\$116,035.49	\$300,167.58	\$166,516.22	\$143,083.78
SERVICIOS BÁSICOS	\$75,095.00	\$4,182.52	\$2,622.14	\$5,063.02	\$1,290.53	\$3,901.91	\$1,440.48	\$4,406.46	\$9,298.87	\$4,689.14	\$1,673.63
ENERGÍA ELÉCTRICA	\$28,300.00	\$2,892.00	\$0.00	\$2,794.00	\$0.00	\$1,982.00	\$0.00	\$2,483.00	\$0.81	\$2,694.46	\$0.00
Servicio de energía eléctrica en edificación	\$28,300.00	\$2,892.00	\$0.00	\$2,794.00	\$0.00	\$1,982.00	\$0.00	\$2,483.00	\$0.81	\$2,694.46	\$0.00
AGUA	\$11,700.00	\$0.00	\$0.00	\$978.49	\$0.00	\$629.38	\$0.00	\$632.93	\$0.00	\$349.11	\$0.00
Servicio de agua	\$11,700.00	\$0.00	\$0.00	\$978.49	\$0.00	\$629.38	\$0.00	\$632.93	\$0.00	\$349.11	\$0.00
TELEFONIA TRADICIONAL	\$20,400.00	\$1,660.07	\$946.56	\$946.56	\$946.56	\$946.56	\$946.56	\$946.56	\$1,596.19	\$1,098.02	\$1,098.02
SERVICIO TELEFÓNICO CONVENCIONA	\$20,400.00	\$1,660.07	\$946.56	\$946.56	\$946.56	\$946.56	\$946.56	\$946.56	\$1,596.19	\$1,098.02	\$1,098.02
SERVICIOS POSTALES Y TELEGRÁFICO	\$1,083.00	\$0.00	\$0.00	\$0.00	\$0.00	\$0.00	\$0.00	\$0.00	\$0.00	\$0.00	\$0.00
Servicio postal	\$1,083.00	\$0.00	\$0.00	\$0.00	\$0.00	\$0.00	\$0.00	\$0.00	\$0.00	\$0.00	\$0.00
SERVICIOS INTEGRALES Y OTROS SER	\$13,612.00	\$331.97	\$343.97	\$343.97	\$343.97	\$343.97	\$493.92	\$343.97	\$7,701.87	\$547.55	\$575.61
Contratación de otros servicios	\$13,612.00	\$331.97	\$343.97	\$343.97	\$343.97	\$343.97	\$493.92	\$343.97	\$7,701.87	\$547.55	\$575.61
SERVICIOS DE ARRENDAMIENTO	\$1,544,827.92	\$0.00	\$131,958.06	\$110,979.03	\$110,979.03	\$110,979.03	\$110,979.03	\$110,979.03	\$270,788.79	\$128,735.67	\$128,735.67
ARRENDAMIENTO DE TERRENOS	\$1,252,800.00	\$0.00	\$90,000.00	\$90,000.00	\$90,000.00	\$90,000.00	\$90,000.00	\$90,000.00	\$219,600.00	\$104,400.00	\$104,400.00
Arrendamiento de terrenos	\$1,252,800.00	\$0.00	\$90,000.00	\$90,000.00	\$90,000.00	\$90,000.00	\$90,000.00	\$90,000.00	\$219,600.00	\$104,400.00	\$104,400.00
ARRENDAMIENTO DE EDIFICIOS	\$292,027.92	\$0.00	\$41,958.06	\$20,979.03	\$20,979.03	\$20,979.03	\$20,979.03	\$20,979.03	\$51,188.79	\$24,335.67	\$24,335.67
Arrendamiento de edificios y locales	\$292,027.92	\$0.00	\$41,958.06	\$20,979.03	\$20,979.03	\$20,979.03	\$20,979.03	\$20,979.03	\$51,188.79	\$24,335.67	\$24,335.67

COMPañA INMOBILIARIA FOMENTO TURÍSTICO DE MICHOACÁN, S.A DE C.V.
MICHOACAN DE OCAMPO

Analítico Mensual de Egresos Pagados por Fuente de Financiamiento al 30/nov/2020
 (Cuentas con Movimientos)
 (Cifras en pesos y centavos)

Fecha y hora de Impresión | 08/dic/2020 | 12:43 p.m.

Resumen Vigente	Ene	Feb	Mar	Abr	May	Jun	Jul	Ago	Sep	Oct	Nov	Dic	Total	Diferencia (Vigente - Total)
\$662,063.00	\$0.00	\$0.00	\$0.00	\$0.00	\$0.00	\$0.00	\$0.00	\$0.00	\$0.00	\$32,001.41	\$11,924.48	\$0.00	\$43,925.89	\$618,137.11
\$657,063.00	\$0.00	\$0.00	\$0.00	\$0.00	\$0.00	\$0.00	\$0.00	\$0.00	\$0.00	\$32,001.41	\$11,924.48	\$0.00	\$43,925.89	\$613,137.11
\$462,377.67	\$0.00	\$0.00	\$0.00	\$0.00	\$0.00	\$0.00	\$0.00	\$0.00	\$0.00	\$32,001.41	\$11,924.48	\$0.00	\$43,925.89	\$418,451.78
\$194,685.33	\$0.00	\$0.00	\$0.00	\$0.00	\$0.00	\$0.00	\$0.00	\$0.00	\$0.00	\$0.00	\$0.00	\$0.00	\$0.00	\$194,685.33
\$5,000.00	\$0.00	\$0.00	\$0.00	\$0.00	\$0.00	\$0.00	\$0.00	\$0.00	\$0.00	\$0.00	\$0.00	\$0.00	\$0.00	\$5,000.00
\$5,000.00	\$0.00	\$0.00	\$0.00	\$0.00	\$0.00	\$0.00	\$0.00	\$0.00	\$0.00	\$0.00	\$0.00	\$0.00	\$0.00	\$5,000.00
\$23,885.50	\$0.00	\$0.00	\$0.00	\$0.00	\$5,204.71	\$325.00	\$0.00	\$650.00	\$1,365.75	\$0.00	\$0.00	\$0.00	\$7,545.46	\$16,340.04
\$6,018.00	\$0.00	\$0.00	\$0.00	\$0.00	\$325.00	\$325.00	\$0.00	\$650.00	\$533.00	\$0.00	\$0.00	\$0.00	\$1,508.00	\$4,510.00
\$6,018.00	\$0.00	\$0.00	\$0.00	\$0.00	\$325.00	\$325.00	\$0.00	\$650.00	\$533.00	\$0.00	\$0.00	\$0.00	\$1,508.00	\$4,510.00
\$17,867.50	\$0.00	\$0.00	\$0.00	\$0.00	\$5,204.71	\$0.00	\$0.00	\$0.00	\$832.75	\$0.00	\$0.00	\$0.00	\$6,037.46	\$11,830.04
\$17,867.50	\$0.00	\$0.00	\$0.00	\$0.00	\$5,204.71	\$0.00	\$0.00	\$0.00	\$832.75	\$0.00	\$0.00	\$0.00	\$6,037.46	\$11,830.04
\$273,458.00	\$0.00	\$0.00	\$11,958.62	\$0.00	\$0.00	\$0.00	\$0.00	\$0.00	\$18,514.17	\$1,090.00	\$750.00	\$0.00	\$32,312.79	\$241,145.21
\$199,661.00	\$0.00	\$0.00	\$0.00	\$0.00	\$0.00	\$0.00	\$0.00	\$0.00	\$0.00	\$0.00	\$0.00	\$0.00	\$0.00	\$199,661.00
\$199,661.00	\$0.00	\$0.00	\$0.00	\$0.00	\$0.00	\$0.00	\$0.00	\$0.00	\$0.00	\$0.00	\$0.00	\$0.00	\$0.00	\$199,661.00
\$2,154.00	\$0.00	\$0.00	\$0.00	\$0.00	\$0.00	\$0.00	\$0.00	\$0.00	\$452.79	\$0.00	\$0.00	\$0.00	\$452.79	\$1,701.21
\$2,154.00	\$0.00	\$0.00	\$0.00	\$0.00	\$0.00	\$0.00	\$0.00	\$0.00	\$452.79	\$0.00	\$0.00	\$0.00	\$452.79	\$1,701.21
\$15,265.00	\$0.00	\$0.00	\$0.00	\$0.00	\$0.00	\$0.00	\$0.00	\$0.00	\$5,918.00	\$0.00	\$0.00	\$0.00	\$5,918.00	\$9,347.00
\$15,265.00	\$0.00	\$0.00	\$0.00	\$0.00	\$0.00	\$0.00	\$0.00	\$0.00	\$5,918.00	\$0.00	\$0.00	\$0.00	\$5,918.00	\$9,347.00
\$40,678.00	\$0.00	\$0.00	\$11,958.62	\$0.00	\$0.00	\$0.00	\$0.00	\$0.00	\$4,843.38	\$90.00	\$0.00	\$0.00	\$16,892.00	\$23,786.00
\$40,678.00	\$0.00	\$0.00	\$11,958.62	\$0.00	\$0.00	\$0.00	\$0.00	\$0.00	\$4,843.38	\$90.00	\$0.00	\$0.00	\$16,892.00	\$23,786.00
\$15,700.00	\$0.00	\$0.00	\$0.00	\$0.00	\$0.00	\$0.00	\$0.00	\$0.00	\$7,300.00	\$1,000.00	\$750.00	\$0.00	\$9,050.00	\$6,650.00
\$15,700.00	\$0.00	\$0.00	\$0.00	\$0.00	\$0.00	\$0.00	\$0.00	\$0.00	\$7,300.00	\$1,000.00	\$750.00	\$0.00	\$9,050.00	\$6,650.00
\$23,551.00	\$0.00	\$0.00	\$0.00	\$0.00	\$0.00	\$0.00	\$0.00	\$0.00	\$200.00	\$0.00	\$0.00	\$0.00	\$200.00	\$23,351.00
\$8,535.00	\$0.00	\$0.00	\$0.00	\$0.00	\$0.00	\$0.00	\$0.00	\$0.00	\$0.00	\$0.00	\$0.00	\$0.00	\$0.00	\$8,535.00
\$8,535.00	\$0.00	\$0.00	\$0.00	\$0.00	\$0.00	\$0.00	\$0.00	\$0.00	\$0.00	\$0.00	\$0.00	\$0.00	\$0.00	\$8,535.00
\$15,016.00	\$0.00	\$0.00	\$0.00	\$0.00	\$0.00	\$0.00	\$0.00	\$0.00	\$200.00	\$0.00	\$0.00	\$0.00	\$200.00	\$14,816.00
\$15,016.00	\$0.00	\$0.00	\$0.00	\$0.00	\$0.00	\$0.00	\$0.00	\$0.00	\$200.00	\$0.00	\$0.00	\$0.00	\$200.00	\$14,816.00
\$2,850,519.02	\$4,613.14	\$208,334.44	\$149,992.76	\$116,042.05	\$118,241.39	\$115,973.99	\$114,441.54	\$116,983.55	\$344,340.35	\$170,593.50	\$146,848.91	\$0.00	\$1,606,405.62	\$1,244,113.40
\$157,756.00	\$0.00	\$0.00	\$0.00	\$0.00	\$0.00	\$0.00	\$0.00	\$0.00	\$15,248.50	\$2,199.00	\$0.00	\$0.00	\$17,447.50	\$140,308.50
\$84,000.00	\$0.00	\$0.00	\$0.00	\$0.00	\$0.00	\$0.00	\$0.00	\$0.00	\$9,000.00	\$2,199.00	\$0.00	\$0.00	\$11,199.00	\$72,801.00
\$35,000.00	\$0.00	\$0.00	\$0.00	\$0.00	\$0.00	\$0.00	\$0.00	\$0.00	\$0.00	\$2,199.00	\$0.00	\$0.00	\$2,199.00	\$32,801.00
\$35,000.00	\$0.00	\$0.00	\$0.00	\$0.00	\$0.00	\$0.00	\$0.00	\$0.00	\$0.00	\$2,199.00	\$0.00	\$0.00	\$2,199.00	\$32,801.00
\$44,000.00	\$0.00	\$0.00	\$0.00	\$0.00	\$0.00	\$0.00	\$0.00	\$0.00	\$9,000.00	\$0.00	\$0.00	\$0.00	\$9,000.00	\$35,000.00
\$44,000.00	\$0.00	\$0.00	\$0.00	\$0.00	\$0.00	\$0.00	\$0.00	\$0.00	\$9,000.00	\$0.00	\$0.00	\$0.00	\$9,000.00	\$35,000.00
\$5,000.00	\$0.00	\$0.00	\$0.00	\$0.00	\$0.00	\$0.00	\$0.00	\$0.00	\$0.00	\$0.00	\$0.00	\$0.00	\$0.00	\$5,000.00
\$5,000.00	\$0.00	\$0.00	\$0.00	\$0.00	\$0.00	\$0.00	\$0.00	\$0.00	\$0.00	\$0.00	\$0.00	\$0.00	\$0.00	\$5,000.00

les, Inmuebles e Intangibles

Bancarios

COMPAÑÍA INMOBILIARIA FOMENTO TURÍSTICO DE MICHOACÁN, S.A DE C.V.
MICHOACAN DE OCAMPO

Analfítico Mensual de Egresos Pagados por Fuente de Financiamiento al 30/nov/2020
(Cuentas con Movimientos)
(Cifras en pesos y centavos)

to del Gasto	Presupuesto Vigente	Ene	Feb	Mar	Abr	May	Jun	Jul	Ago	Sep	Oct	Nov
ACTIVOS INTANGIBLES	\$73,756.00	\$0.00	\$0.00	\$0.00	\$0.00	\$0.00	\$0.00	\$0.00	\$0.00	\$6,248.50	\$0.00	\$0.00
SOFTWARE	\$73,756.00	\$0.00	\$0.00	\$0.00	\$0.00	\$0.00	\$0.00	\$0.00	\$0.00	\$6,248.50	\$0.00	\$0.00
Software	\$73,756.00	\$0.00	\$0.00	\$0.00	\$0.00	\$0.00	\$0.00	\$0.00	\$0.00	\$6,248.50	\$0.00	\$0.00
Intereses Bancarios	\$157,756.00	\$0.00	\$0.00	\$0.00	\$0.00	\$0.00	\$0.00	\$0.00	\$0.00	\$15,248.50	\$2,199.00	\$0.00
L003 Gastos Laborales												
145 Saldo Bancario al 31 de Diciembre del año anterior												
SERVICIOS PERSONALES	\$3,860,609.50	\$196,448.00	\$253,701.75	\$274,251.81	\$234,257.87	\$384,140.26	\$234,257.87	\$311,568.26	\$234,257.87	\$287,441.26	\$256,316.57	\$329,448.20
REMUNERACIONES AL PERSONAL DE C	\$2,546,486.40	\$185,674.00	\$206,362.00	\$206,362.00	\$206,362.00	\$206,362.00	\$206,362.00	\$206,362.00	\$206,362.00	\$206,362.00	\$206,362.00	\$227,047.00
SUELDOS BASE AL PERSONAL PERMAN	\$2,546,486.40	\$185,674.00	\$206,362.00	\$206,362.00	\$206,362.00	\$206,362.00	\$206,362.00	\$206,362.00	\$206,362.00	\$206,362.00	\$206,362.00	\$227,047.00
Sueldos base	\$2,546,486.40	\$185,674.00	\$206,362.00	\$206,362.00	\$206,362.00	\$206,362.00	\$206,362.00	\$206,362.00	\$206,362.00	\$206,362.00	\$206,362.00	\$227,047.00
REMUNERACIONES ADICIONALES Y ESF	\$474,410.04	\$2,374.00	\$23,059.00	\$2,374.00	\$2,374.00	\$2,374.00	\$2,374.00	\$63,582.26	\$17,121.87	\$64,905.26	\$16,569.57	\$32,392.00
PRIMAS DE VACACIONES, DOMINICAL Y	\$401,006.04	\$0.00	\$0.00	\$0.00	\$0.00	\$0.00	\$0.00	\$30,850.00	\$0.00	\$0.00	\$22,011.00	\$50,703.00
Prima vacacional	\$401,006.04	\$0.00	\$0.00	\$0.00	\$0.00	\$0.00	\$0.00	\$30,850.00	\$0.00	\$0.00	\$22,011.00	\$50,703.00
Aguinaldo o gratificación de fin de año	\$129,812.86	\$0.00	\$0.00	\$0.00	\$0.00	\$0.00	\$0.00	\$0.00	\$0.00	\$0.00	\$0.00	\$0.00
COMPENSACIONES	\$271,193.18	\$0.00	\$0.00	\$0.00	\$0.00	\$0.00	\$0.00	\$0.00	\$0.00	\$0.00	\$0.00	\$0.00
Compensaciones extraordinarias	\$73,404.00	\$2,374.00	\$23,059.00	\$2,374.00	\$2,374.00	\$2,374.00	\$2,374.00	\$2,374.00	\$2,374.00	\$2,374.00	\$2,374.00	\$0.00
SEGURIDAD SOCIAL	\$560,563.83	\$0.00	\$15,880.75	\$57,115.81	\$17,121.87	\$63,582.26	\$17,121.87	\$63,582.26	\$17,121.87	\$64,905.26	\$16,569.57	\$61,009.20
APORTACIONES DE SEGURIDAD SOCIA	\$374,855.04	\$0.00	\$15,880.75	\$27,942.27	\$17,121.87	\$31,159.71	\$17,121.87	\$31,159.71	\$17,121.87	\$31,951.20	\$16,569.57	\$29,932.95
Aportaciones al IMSS	\$261,790.54	\$0.00	\$0.00	\$14,814.18	\$17,121.87	\$16,569.57	\$17,121.87	\$16,569.57	\$17,121.87	\$17,121.87	\$16,569.57	\$15,948.65
Aportaciones al seguro de cesantía en edad	\$113,064.50	\$0.00	\$0.00	\$13,128.09	\$0.00	\$14,590.14	\$0.00	\$14,590.14	\$0.00	\$14,829.33	\$0.00	\$13,984.30
APORTACIONES A FONDOS DE VIVIEND	\$126,347.32	\$0.00	\$0.00	\$20,838.24	\$0.00	\$23,158.97	\$0.00	\$23,158.97	\$0.00	\$23,538.61	\$0.00	\$22,197.32
Aportaciones al INFONAVIT	\$126,347.32	\$0.00	\$0.00	\$20,838.24	\$0.00	\$23,158.97	\$0.00	\$23,158.97	\$0.00	\$23,538.61	\$0.00	\$22,197.32
APORTACIONES AL SISTEMA PARA EL F	\$59,361.47	\$0.00	\$0.00	\$8,335.30	\$0.00	\$9,263.58	\$0.00	\$9,263.58	\$0.00	\$9,415.45	\$0.00	\$8,878.93
Aportaciones al Sistema de Ahorro para el F	\$59,361.47	\$0.00	\$0.00	\$8,335.30	\$0.00	\$9,263.58	\$0.00	\$9,263.58	\$0.00	\$9,415.45	\$0.00	\$8,878.93
OTRAS PRESTACIONES SOCIALES Y ECI	\$279,149.23	\$8,400.00	\$8,400.00	\$8,400.00	\$8,400.00	\$111,822.00	\$8,400.00	\$8,400.00	\$8,400.00	\$13,800.00	\$9,000.00	\$9,000.00
PRESTACIONES CONTRACTUALES	\$120,000.00	\$8,400.00	\$8,400.00	\$8,400.00	\$8,400.00	\$8,400.00	\$8,400.00	\$8,400.00	\$8,400.00	\$13,800.00	\$9,000.00	\$9,000.00
Prestaciones establecidas por condiciones	\$120,000.00	\$8,400.00	\$8,400.00	\$8,400.00	\$8,400.00	\$8,400.00	\$8,400.00	\$8,400.00	\$8,400.00	\$13,800.00	\$9,000.00	\$9,000.00
APOYOS A LA CAPACITACIÓN DE LOS E	\$12,000.00	\$0.00	\$0.00	\$0.00	\$0.00	\$0.00	\$0.00	\$0.00	\$0.00	\$0.00	\$0.00	\$0.00
Apoyos a la capacitación de los servidores I	\$12,000.00	\$0.00	\$0.00	\$0.00	\$0.00	\$0.00	\$0.00	\$0.00	\$0.00	\$0.00	\$0.00	\$0.00
OTRAS PRESTACIONES SOCIALES Y EC	\$147,149.23	\$0.00	\$0.00	\$0.00	\$0.00	\$103,422.00	\$0.00	\$0.00	\$0.00	\$0.00	\$0.00	\$0.00
Otras prestaciones	\$147,149.23	\$0.00	\$0.00	\$0.00	\$0.00	\$103,422.00	\$0.00	\$0.00	\$0.00	\$0.00	\$0.00	\$0.00
Saldo Bancario al 31 de Diciem	\$3,860,609.50	\$196,448.00	\$253,701.75	\$274,251.81	\$234,257.87	\$384,140.26	\$234,257.87	\$311,568.26	\$234,257.87	\$287,441.26	\$256,316.57	\$329,448.20
P001 Promoción Turística												
141 Ingresos por Arrendamieno de Inmueble Hotelero												
PARTICIPACIONES Y APORTACIONI	\$13,000,000.00	\$961,730.20	\$903,559.11	\$1,151,016.00	\$250,000.00	\$239,461.38	\$0.00	\$0.00	\$0.00	\$697,045.83	\$0.00	\$176,088.58


COMPañA INMOBILIARIA FOMENTO TURÍSTICO DE MICHOACÁN, S.A DE C.V.
MICHOACAN DE OCAMPO

Analfítico Mensual de Egresos Pagados por Fuente de Financiamiento al 30/nov/2020
 (Cuentas con Movimientos)
 (Cifras en pesos y centavos)

Fecha y hora de Impresión | 08/dic/2020 | 12:43 p.m.

Resumen Vigente	Ene	Feb	Mar	Abr	May	Jun	Jul	Ago	Sep	Oct	Nov	Dic	Total	Diferencia (Vigente - Total)
13,000,000.00	\$961,730.20	\$903,559.11	\$1,151,016.00	\$250,000.00	\$239,461.38	\$0.00	\$0.00	\$0.00	\$697,045.83	\$0.00	\$176,088.58	\$0.00	\$4,378,901.10	\$8,621,098.90
13,000,000.00	\$961,730.20	\$903,559.11	\$1,151,016.00	\$250,000.00	\$239,461.38	\$0.00	\$0.00	\$0.00	\$697,045.83	\$0.00	\$176,088.58	\$0.00	\$4,378,901.10	\$8,621,098.90
13,000,000.00	\$961,730.20	\$903,559.11	\$1,151,016.00	\$250,000.00	\$239,461.38	\$0.00	\$0.00	\$0.00	\$697,045.83	\$0.00	\$176,088.58	\$0.00	\$4,378,901.10	\$8,621,098.90
3,000,000.00	\$961,730.20	\$903,559.11	\$1,151,016.00	\$250,000.00	\$239,461.38	\$0.00	\$0.00	\$0.00	\$697,045.83	\$0.00	\$176,088.58	\$0.00	\$4,378,901.10	\$8,621,098.90

0,391,505.89	\$1,162,791.34	\$1,770,483.30	\$1,588,147.57	\$606,561.92	\$748,105.11	\$356,493.86	\$432,271.88	\$358,429.42	\$1,351,848.76	\$435,371.15	\$661,182.14	\$0.00	\$9,471,666.45	\$10,919,819.44
--------------	----------------	----------------	----------------	--------------	--------------	--------------	--------------	--------------	----------------	--------------	--------------	--------	----------------	-----------------


 L.C.P. LETICIA GALVEZ GARCIA
 DIRECTORA GENERAL


 C.P. MARIA DEL ROCIO ARNAIZ TAPIA
 CONTADOR GENERAL

COMPañA INMOBILIARIA FOMENTO TURÍSTICO DE MICHOACÁN, S.A DE C.V.
MICHOACAN DE OCAMPO

Análítico Mensual de Egresos Pagados por Fuente de Financiamiento al 31/dic/2020

(Cuentas con Movimientos)
 (Cifras en pesos y centavos)

Fecha y hora de Impresión | 08/ene/2021 | 06:53 p.m.

Presupuesto Vigente	Ene	Feb	Mar	Abr	May	Jun	Jul	Ago	Sep	Oct	Nov	Dic	Total	Diferencia (Vigente - Total)
Activos														
por Arrendamiento de Inmueble Hotelero														
\$423,000.00	\$0.00	\$404,888.00	\$0.00	\$0.00	\$0.00	\$0.00	\$0.00	\$0.00	\$0.00	\$0.00	\$0.00	\$0.00	\$404,888.00	\$18,112.00
\$423,000.00	\$0.00	\$404,888.00	\$0.00	\$0.00	\$0.00	\$0.00	\$0.00	\$0.00	\$0.00	\$0.00	\$0.00	\$0.00	\$404,888.00	\$18,112.00
\$423,000.00	\$0.00	\$404,888.00	\$0.00	\$0.00	\$0.00	\$0.00	\$0.00	\$0.00	\$0.00	\$0.00	\$0.00	\$0.00	\$404,888.00	\$18,112.00
\$423,000.00	\$0.00	\$404,888.00	\$0.00	\$0.00	\$0.00	\$0.00	\$0.00	\$0.00	\$0.00	\$0.00	\$0.00	\$0.00	\$404,888.00	\$18,112.00
\$423,000.00	\$0.00	\$404,888.00	\$0.00	\$0.00	\$0.00	\$0.00	\$0.00	\$0.00	\$0.00	\$0.00	\$0.00	\$0.00	\$404,888.00	\$18,112.00
Bancarios														
\$105,221.37	\$0.00	\$0.00	\$12,887.00	\$6,262.00	\$6,262.08	\$6,262.00	\$6,262.08	\$7,188.00	\$7,772.82	\$6,262.08	\$8,796.45	\$7,783.17	\$75,737.68	\$29,483.69
\$105,221.37	\$0.00	\$0.00	\$12,887.00	\$6,262.00	\$6,262.08	\$6,262.00	\$6,262.08	\$7,188.00	\$7,772.82	\$6,262.08	\$8,796.45	\$7,783.17	\$75,737.68	\$29,483.69
\$11,456.00	\$0.00	\$0.00	\$0.00	\$0.00	\$0.00	\$0.00	\$0.00	\$0.00	\$435.00	\$0.00	\$1,874.04	\$0.00	\$2,309.04	\$9,146.96
\$1,856.00	\$0.00	\$0.00	\$0.00	\$0.00	\$0.00	\$0.00	\$0.00	\$0.00	\$435.00	\$0.00	\$1,874.04	-\$453.04	\$1,856.00	\$0.00
\$9,600.00	\$0.00	\$0.00	\$0.00	\$0.00	\$0.00	\$0.00	\$0.00	\$0.00	\$0.00	\$0.00	\$0.00	\$453.04	\$453.04	\$9,146.96
\$6,818.00	\$0.00	\$0.00	\$0.00	\$0.00	\$0.00	\$0.00	\$0.00	\$0.00	\$1,076.00	\$0.00	\$0.00	\$0.00	\$1,076.00	\$5,742.00
\$6,818.00	\$0.00	\$0.00	\$0.00	\$0.00	\$0.00	\$0.00	\$0.00	\$0.00	\$1,076.00	\$0.00	\$0.00	\$0.00	\$1,076.00	\$5,742.00
\$86,947.37	\$0.00	\$0.00	\$12,887.00	\$6,262.00	\$6,262.08	\$6,262.00	\$6,262.08	\$7,188.00	\$6,261.82	\$6,262.08	\$6,922.41	\$7,783.17	\$72,352.64	\$14,594.73
\$86,947.37	\$0.00	\$0.00	\$12,887.00	\$6,262.00	\$6,262.08	\$6,262.00	\$6,262.08	\$7,188.00	\$6,261.82	\$6,262.08	\$6,922.41	\$7,783.17	\$72,352.64	\$14,594.73
\$105,221.37	\$0.00	\$0.00	\$12,887.00	\$6,262.00	\$6,262.08	\$6,262.00	\$6,262.08	\$7,188.00	\$7,772.82	\$6,262.08	\$8,796.45	\$7,783.17	\$75,737.68	\$29,483.69
carrio al 31 de Diciembre del año anterior														
\$179,896.08	\$2,621.10	\$3,172.89	\$3,453.94	\$0.00	\$767.12	\$768.05	\$2,022.03	\$948.06	\$44,172.77	\$4,077.28	\$3,765.13	\$21,061.31	\$86,829.68	\$93,066.40
\$64,412.48	\$0.00	\$0.00	\$599.13	\$0.00	\$0.00	\$0.00	\$0.00	\$0.00	\$26,723.34	\$95.00	\$986.40	\$19,283.00	\$47,686.87	\$16,725.61
\$30,478.00	\$0.00	\$0.00	\$0.00	\$0.00	\$0.00	\$0.00	\$0.00	\$0.00	\$13,630.84	\$0.00	\$644.90	\$14,384.31	\$28,660.05	\$1,817.95
\$30,478.00	\$0.00	\$0.00	\$0.00	\$0.00	\$0.00	\$0.00	\$0.00	\$0.00	\$13,630.84	\$0.00	\$644.90	\$14,384.31	\$28,660.05	\$1,817.95
\$23,811.48	\$0.00	\$0.00	\$0.00	\$0.00	\$0.00	\$0.00	\$0.00	\$0.00	\$9,435.48	\$0.00	\$0.00	\$0.00	\$9,435.48	\$14,376.00
\$23,811.48	\$0.00	\$0.00	\$0.00	\$0.00	\$0.00	\$0.00	\$0.00	\$0.00	\$9,435.48	\$0.00	\$0.00	\$0.00	\$9,435.48	\$14,376.00
\$10,123.00	\$0.00	\$0.00	\$599.13	\$0.00	\$0.00	\$0.00	\$0.00	\$0.00	\$3,657.02	\$95.00	\$341.50	\$4,898.69	\$9,591.34	\$531.66
\$10,123.00	\$0.00	\$0.00	\$599.13	\$0.00	\$0.00	\$0.00	\$0.00	\$0.00	\$3,657.02	\$95.00	\$341.50	\$4,898.69	\$9,591.34	\$531.66
\$46,041.60	\$0.00	\$0.00	\$0.00	\$0.00	\$0.00	\$0.00	\$0.00	\$0.00	\$11,147.40	\$532.00	\$906.75	-\$1,327.54	\$11,258.61	\$34,782.99
\$46,041.60	\$0.00	\$0.00	\$0.00	\$0.00	\$0.00	\$0.00	\$0.00	\$0.00	\$11,147.40	\$532.00	\$906.75	-\$1,327.54	\$11,258.61	\$34,782.99
\$46,041.60	\$0.00	\$0.00	\$0.00	\$0.00	\$0.00	\$0.00	\$0.00	\$0.00	\$11,147.40	\$532.00	\$906.75	-\$1,327.54	\$11,258.61	\$34,782.99
\$11,500.00	\$0.00	\$0.00	\$0.00	\$0.00	\$0.00	\$0.00	\$0.00	\$0.00	\$125.00	\$0.00	\$0.00	\$0.00	\$125.00	\$11,375.00
\$3,500.00	\$0.00	\$0.00	\$0.00	\$0.00	\$0.00	\$0.00	\$0.00	\$0.00	\$0.00	\$0.00	\$0.00	\$0.00	\$0.00	\$3,500.00
\$3,500.00	\$0.00	\$0.00	\$0.00	\$0.00	\$0.00	\$0.00	\$0.00	\$0.00	\$0.00	\$0.00	\$0.00	\$0.00	\$0.00	\$3,500.00
\$8,000.00	\$0.00	\$0.00	\$0.00	\$0.00	\$0.00	\$0.00	\$0.00	\$0.00	\$125.00	\$0.00	\$0.00	\$0.00	\$125.00	\$7,875.00
\$6,000.00	\$0.00	\$0.00	\$0.00	\$0.00	\$0.00	\$0.00	\$0.00	\$0.00	\$125.00	\$0.00	\$0.00	\$0.00	\$125.00	\$5,875.00
\$2,000.00	\$0.00	\$0.00	\$0.00	\$0.00	\$0.00	\$0.00	\$0.00	\$0.00	\$0.00	\$0.00	\$0.00	\$0.00	\$0.00	\$2,000.00

COMPañA INMOBILIARIA FOMENTO TURÍSTICO DE MICHOACÁN, S.A DE C.V.
MICHOACAN DE OCAMPO

Análitico Mensual de Egresos Pagados por Fuente de Financiamiento al 31/dic/2020

(Cuentas con Movimientos)

(Cifras en pesos y centavos)

hor
 supervisor
 ofAnáliticoPresupuestoEgresos_PY_FF



Detalle del Gasto	Presupuesto Vigente	Ene	Feb	Mar	Abr	May	Jun	Jul	Ago	Sep	Oct	Nov
PRODUCTOS QUÍMICOS, FARMACÉUTIC	\$1,000.00	\$0.00	\$0.00	\$0.00	\$0.00	\$0.00	\$0.00	\$0.00	\$0.00	\$184.00	\$0.00	\$0.00
MEDICINAS Y PRODUCTOS FARMACÉU	\$1,000.00	\$0.00	\$0.00	\$0.00	\$0.00	\$0.00	\$0.00	\$0.00	\$0.00	\$184.00	\$0.00	\$0.00
Medicinas y productos farmacéuticos	\$1,000.00	\$0.00	\$0.00	\$0.00	\$0.00	\$0.00	\$0.00	\$0.00	\$0.00	\$184.00	\$0.00	\$0.00
COMBUSTIBLES, LUBRICANTES Y ADITI	\$50,428.00	\$2,621.10	\$3,172.89	\$2,821.92	\$0.00	\$767.12	\$768.05	\$2,022.03	\$948.06	\$5,972.77	\$3,450.28	\$1,871.98
COMBUSTIBLES, LUBRICANTES Y ADITI	\$50,428.00	\$2,621.10	\$3,172.89	\$2,821.92	\$0.00	\$767.12	\$768.05	\$2,022.03	\$948.06	\$5,972.77	\$3,450.28	\$1,871.98
Combustibles, lubricantes y aditivos para v	\$50,428.00	\$2,621.10	\$3,172.89	\$2,821.92	\$0.00	\$767.12	\$768.05	\$2,022.03	\$948.06	\$5,972.77	\$3,450.28	\$1,871.98
HERRAMIENTAS, REFACCIONES Y ACCE	\$6,514.00	\$0.00	\$0.00	\$32.89	\$0.00	\$0.00	\$0.00	\$0.00	\$0.00	\$20.26	\$0.00	\$0.00
HERRAMIENTAS MENORES	\$507.00	\$0.00	\$0.00	\$17.20	\$0.00	\$0.00	\$0.00	\$0.00	\$0.00	\$2.75	\$0.00	\$0.00
Herramientas menores	\$507.00	\$0.00	\$0.00	\$17.20	\$0.00	\$0.00	\$0.00	\$0.00	\$0.00	\$2.75	\$0.00	\$0.00
REFACCIONES Y ACCESORIOS MENOR	\$1,189.00	\$0.00	\$0.00	\$0.00	\$0.00	\$0.00	\$0.00	\$0.00	\$0.00	\$15.00	\$0.00	\$0.00
Refacciones y accesorios menores de edific	\$1,189.00	\$0.00	\$0.00	\$0.00	\$0.00	\$0.00	\$0.00	\$0.00	\$0.00	\$15.00	\$0.00	\$0.00
REFACCIONES Y ACCESORIOS MENOR	\$818.00	\$0.00	\$0.00	\$15.69	\$0.00	\$0.00	\$0.00	\$0.00	\$0.00	\$2.51	\$0.00	\$0.00
Refacciones y accesorios menores de mot	\$818.00	\$0.00	\$0.00	\$15.69	\$0.00	\$0.00	\$0.00	\$0.00	\$0.00	\$2.51	\$0.00	\$0.00
REFACCIONES Y ACCESORIOS MENOR	\$1,000.00	\$0.00	\$0.00	\$0.00	\$0.00	\$0.00	\$0.00	\$0.00	\$0.00	\$0.00	\$0.00	\$0.00
Refacciones y accesorios para equipo de c	\$1,000.00	\$0.00	\$0.00	\$0.00	\$0.00	\$0.00	\$0.00	\$0.00	\$0.00	\$0.00	\$0.00	\$0.00
REFACCIONES Y ACCESORIOS MENOR	\$3,000.00	\$0.00	\$0.00	\$0.00	\$0.00	\$0.00	\$0.00	\$0.00	\$0.00	\$0.00	\$0.00	\$0.00
Refacciones y accesorios menores de equi	\$3,000.00	\$0.00	\$0.00	\$0.00	\$0.00	\$0.00	\$0.00	\$0.00	\$0.00	\$0.00	\$0.00	\$0.00
SERVICIOS GENERALES	\$2,105,758.32	\$1,992.04	\$205,161.55	\$146,538.82	\$116,042.05	\$117,474.27	\$115,205.94	\$112,419.51	\$116,035.49	\$300,167.58	\$166,516.22	\$143,083.78
SERVICIOS BÁSICOS	\$79,895.00	\$1,992.04	\$4,182.52	\$2,622.14	\$5,063.02	\$1,290.53	\$3,901.91	\$1,440.48	\$4,406.46	\$9,298.87	\$4,689.14	\$1,673.53
ENERGÍA ELÉCTRICA	\$28,300.00	\$0.00	\$2,892.00	\$0.00	\$2,794.00	\$0.00	\$1,982.00	\$0.00	\$2,483.00	\$0.81	\$2,694.46	\$0.00
Servicio de energía eléctrica en edificacióne	\$28,300.00	\$0.00	\$2,892.00	\$0.00	\$2,794.00	\$0.00	\$1,982.00	\$0.00	\$2,483.00	\$0.81	\$2,694.46	\$0.00
AGUA	\$11,700.00	\$0.00	\$0.00	\$1,331.61	\$978.49	\$0.00	\$629.38	\$0.00	\$632.93	\$0.00	\$349.11	\$0.00
Servicio de agua	\$11,700.00	\$0.00	\$0.00	\$1,331.61	\$978.49	\$0.00	\$629.38	\$0.00	\$632.93	\$0.00	\$349.11	\$0.00
TELEFONIA TRADICIONAL	\$20,400.00	\$1,660.07	\$946.55	\$946.56	\$946.56	\$946.56	\$946.56	\$946.56	\$946.56	\$1,596.19	\$1,098.02	\$1,098.02
SERVICIO TELEFÓNICO CONVENCIONA	\$20,400.00	\$1,660.07	\$946.55	\$946.56	\$946.56	\$946.56	\$946.56	\$946.56	\$946.56	\$1,596.19	\$1,098.02	\$1,098.02
SERVICIOS POSTALES Y TELEGRÁFICO	\$1,083.00	\$0.00	\$0.00	\$0.00	\$0.00	\$0.00	\$0.00	\$0.00	\$0.00	\$0.00	\$0.00	\$0.00
Servicio postal	\$1,083.00	\$0.00	\$0.00	\$0.00	\$0.00	\$0.00	\$0.00	\$0.00	\$0.00	\$0.00	\$0.00	\$0.00
SERVICIOS INTEGRALES Y OTROS SER	\$18,412.00	\$331.97	\$343.97	\$343.97	\$343.97	\$343.97	\$343.97	\$493.92	\$343.97	\$7,701.87	\$547.55	\$575.61
Contratación de otros servicios	\$18,412.00	\$331.97	\$343.97	\$343.97	\$343.97	\$343.97	\$343.97	\$493.92	\$343.97	\$7,701.87	\$547.55	\$575.61
SERVICIOS DE ARRENDAMIENTO	\$1,547,827.92	\$0.00	\$200,979.03	\$131,958.06	\$110,979.03	\$110,979.03	\$110,979.03	\$110,979.03	\$110,979.03	\$270,788.79	\$128,735.67	\$128,735.67
ARRENDAMIENTO DE TERRENOS	\$1,252,800.00	\$0.00	\$180,000.00	\$90,000.00	\$90,000.00	\$90,000.00	\$90,000.00	\$90,000.00	\$90,000.00	\$219,600.00	\$104,400.00	\$104,400.00
Arrendamiento de terrenos	\$1,252,800.00	\$0.00	\$180,000.00	\$90,000.00	\$90,000.00	\$90,000.00	\$90,000.00	\$90,000.00	\$90,000.00	\$219,600.00	\$104,400.00	\$104,400.00
ARRENDAMIENTO DE EDIFICIOS	\$292,027.92	\$0.00	\$20,979.03	\$41,958.06	\$20,979.03	\$20,979.03	\$20,979.03	\$20,979.03	\$20,979.03	\$51,188.79	\$24,335.67	\$24,335.67
Arrendamiento de edificios y locales	\$292,027.92	\$0.00	\$20,979.03	\$41,958.06	\$20,979.03	\$20,979.03	\$20,979.03	\$20,979.03	\$20,979.03	\$51,188.79	\$24,335.67	\$24,335.67
ARRENDAMIENTO DE ACTIVOS INTANG	\$3,000.00	\$0.00	\$0.00	\$0.00	\$0.00	\$0.00	\$0.00	\$0.00	\$0.00	\$0.00	\$0.00	\$0.00
Patentes, regalías y otros	\$3,000.00	\$0.00	\$0.00	\$0.00	\$0.00	\$0.00	\$0.00	\$0.00	\$0.00	\$0.00	\$0.00	\$0.00
SERVICIOS PROFESIONALES, CIENTÍFIC	\$319,386.94	\$0.00	\$0.00	\$0.00	\$0.00	\$0.00	\$0.00	\$0.00	\$0.00	\$0.00	\$32,001.41	\$11,924.48
SERVICIOS LEGALES, DE CONTABILIDA	\$315,876.94	\$0.00	\$0.00	\$0.00	\$0.00	\$0.00	\$0.00	\$0.00	\$0.00	\$0.00	\$32,001.41	\$11,924.48
Otras asesorías para la operación de progr	\$121,191.61	\$0.00	\$0.00	\$0.00	\$0.00	\$0.00	\$0.00	\$0.00	\$0.00	\$0.00	\$32,001.41	\$11,924.48
Auditorías, evaluaciones, dictámenes fiscal	\$194,685.33	\$0.00	\$0.00	\$0.00	\$0.00	\$0.00	\$0.00	\$0.00	\$0.00	\$0.00	\$0.00	\$0.00

COMPAÑIA INMOBILIARIA FOMENTO TURÍSTICO DE MICHOACÁN, S.A DE C.V.
MICHOACAN DE OCAÑO

Analfítico Mensual de Egresos Pagados por Fuente de Financiamiento al 31/dic/2020
 (Cuentas con Movimientos)
 (Cifras en pesos y centavos)

Fecha y hora de Impresión
 08/ener/2021
 06:53 p.m.

Presupuesto Vigente	Ene	Feb	Mar	Abr	May	Jun	Jul	Ago	Sep	Oct	Nov	Dic	Total	Diferencia (Vigente - Total)
\$3,510.00	\$0.00	\$0.00	\$0.00	\$0.00	\$0.00	\$0.00	\$0.00	\$0.00	\$0.00	\$0.00	\$0.00	\$0.00	\$0.00	\$3,510.00
\$3,510.00	\$0.00	\$0.00	\$0.00	\$0.00	\$0.00	\$0.00	\$0.00	\$0.00	\$0.00	\$0.00	\$0.00	\$0.00	\$0.00	\$3,510.00
\$12,055.46	\$0.00	\$0.00	\$0.00	\$0.00	\$5,204.71	\$325.00	\$0.00	\$650.00	\$1,365.75	\$0.00	\$0.00	\$336.40	\$7,881.86	\$4,173.60
\$6,018.00	\$0.00	\$0.00	\$0.00	\$0.00	\$325.00	\$325.00	\$0.00	\$650.00	\$533.00	\$0.00	\$0.00	\$336.40	\$1,844.40	\$4,173.60
\$6,018.00	\$0.00	\$0.00	\$0.00	\$0.00	\$325.00	\$325.00	\$0.00	\$650.00	\$533.00	\$0.00	\$0.00	\$336.40	\$1,844.40	\$4,173.60
\$6,037.46	\$0.00	\$0.00	\$0.00	\$0.00	\$5,204.71	\$0.00	\$0.00	\$0.00	\$832.75	\$0.00	\$0.00	\$0.00	\$6,037.46	\$0.00
\$6,037.46	\$0.00	\$0.00	\$0.00	\$0.00	\$5,204.71	\$0.00	\$0.00	\$0.00	\$832.75	\$0.00	\$0.00	\$0.00	\$6,037.46	\$0.00
\$143,458.00	\$0.00	\$0.00	\$11,958.62	\$0.00	\$0.00	\$0.00	\$0.00	\$0.00	\$18,514.17	\$1,090.00	\$750.00	\$13,520.07	\$45,832.86	\$97,625.14
\$69,661.00	\$0.00	\$0.00	\$0.00	\$0.00	\$0.00	\$0.00	\$0.00	\$0.00	\$0.00	\$0.00	\$0.00	\$0.00	\$0.00	\$69,661.00
\$69,661.00	\$0.00	\$0.00	\$0.00	\$0.00	\$0.00	\$0.00	\$0.00	\$0.00	\$0.00	\$0.00	\$0.00	\$0.00	\$0.00	\$69,661.00
\$2,154.00	\$0.00	\$0.00	\$0.00	\$0.00	\$0.00	\$0.00	\$0.00	\$0.00	\$452.79	\$0.00	\$0.00	\$0.00	\$452.79	\$1,701.21
\$2,154.00	\$0.00	\$0.00	\$0.00	\$0.00	\$0.00	\$0.00	\$0.00	\$0.00	\$452.79	\$0.00	\$0.00	\$0.00	\$452.79	\$1,701.21
\$15,265.00	\$0.00	\$0.00	\$0.00	\$0.00	\$0.00	\$0.00	\$0.00	\$0.00	\$5,918.00	\$0.00	\$0.00	\$0.00	\$5,918.00	\$9,347.00
\$15,265.00	\$0.00	\$0.00	\$0.00	\$0.00	\$0.00	\$0.00	\$0.00	\$0.00	\$5,918.00	\$0.00	\$0.00	\$0.00	\$5,918.00	\$9,347.00
\$40,678.00	\$0.00	\$0.00	\$0.00	\$0.00	\$0.00	\$0.00	\$0.00	\$0.00	\$4,843.38	\$90.00	\$0.00	\$12,020.07	\$28,912.07	\$11,765.93
\$40,678.00	\$0.00	\$0.00	\$11,958.62	\$0.00	\$0.00	\$0.00	\$0.00	\$0.00	\$4,843.38	\$90.00	\$0.00	\$12,020.07	\$28,912.07	\$11,765.93
\$15,700.00	\$0.00	\$0.00	\$0.00	\$0.00	\$0.00	\$0.00	\$0.00	\$0.00	\$7,300.00	\$1,000.00	\$750.00	\$1,500.00	\$10,550.00	\$5,150.00
\$15,700.00	\$0.00	\$0.00	\$0.00	\$0.00	\$0.00	\$0.00	\$0.00	\$0.00	\$7,300.00	\$1,000.00	\$750.00	\$1,500.00	\$10,550.00	\$5,150.00
\$3,135.00	\$0.00	\$0.00	\$0.00	\$0.00	\$0.00	\$0.00	\$0.00	\$0.00	\$200.00	\$0.00	\$0.00	\$520.00	\$720.00	\$2,415.00
\$2,935.00	\$0.00	\$0.00	\$0.00	\$0.00	\$0.00	\$0.00	\$0.00	\$0.00	\$0.00	\$0.00	\$0.00	\$520.00	\$520.00	\$2,415.00
\$2,935.00	\$0.00	\$0.00	\$0.00	\$0.00	\$0.00	\$0.00	\$0.00	\$0.00	\$0.00	\$0.00	\$0.00	\$520.00	\$520.00	\$2,415.00
\$200.00	\$0.00	\$0.00	\$0.00	\$0.00	\$0.00	\$0.00	\$0.00	\$0.00	\$200.00	\$0.00	\$0.00	\$0.00	\$200.00	\$0.00
\$200.00	\$0.00	\$0.00	\$0.00	\$0.00	\$0.00	\$0.00	\$0.00	\$0.00	\$200.00	\$0.00	\$0.00	\$0.00	\$200.00	\$0.00
\$2,285,654.40	\$4,613.14	\$208,334.44	\$149,992.76	\$116,042.05	\$118,241.39	\$115,973.99	\$114,441.54	\$116,983.55	\$344,340.35	\$170,593.50	\$146,848.91	\$170,236.95	\$1,776,642.57	\$509,011.83
Bancarios														
\$37,756.00	\$0.00	\$0.00	\$0.00	\$0.00	\$0.00	\$0.00	\$0.00	\$0.00	\$15,248.50	\$2,199.00	\$0.00	-\$738.50	\$16,709.00	\$21,047.00
\$26,000.00	\$0.00	\$0.00	\$0.00	\$0.00	\$0.00	\$0.00	\$0.00	\$0.00	\$9,000.00	\$2,199.00	\$0.00	\$0.00	\$11,199.00	\$14,801.00
\$9,000.00	\$0.00	\$0.00	\$0.00	\$0.00	\$0.00	\$0.00	\$0.00	\$0.00	\$0.00	\$2,199.00	\$0.00	\$0.00	\$2,199.00	\$6,801.00
\$9,000.00	\$0.00	\$0.00	\$0.00	\$0.00	\$0.00	\$0.00	\$0.00	\$0.00	\$0.00	\$2,199.00	\$0.00	\$0.00	\$2,199.00	\$6,801.00
\$12,000.00	\$0.00	\$0.00	\$0.00	\$0.00	\$0.00	\$0.00	\$0.00	\$0.00	\$9,000.00	\$0.00	\$0.00	\$0.00	\$9,000.00	\$3,000.00
\$12,000.00	\$0.00	\$0.00	\$0.00	\$0.00	\$0.00	\$0.00	\$0.00	\$0.00	\$9,000.00	\$0.00	\$0.00	\$0.00	\$9,000.00	\$3,000.00
\$5,000.00	\$0.00	\$0.00	\$0.00	\$0.00	\$0.00	\$0.00	\$0.00	\$0.00	\$0.00	\$0.00	\$0.00	\$0.00	\$0.00	\$5,000.00
\$5,000.00	\$0.00	\$0.00	\$0.00	\$0.00	\$0.00	\$0.00	\$0.00	\$0.00	\$0.00	\$0.00	\$0.00	\$0.00	\$0.00	\$5,000.00
\$11,756.00	\$0.00	\$0.00	\$0.00	\$0.00	\$0.00	\$0.00	\$0.00	\$0.00	\$6,248.50	\$0.00	\$0.00	-\$738.50	\$5,510.00	\$6,246.00
\$11,756.00	\$0.00	\$0.00	\$0.00	\$0.00	\$0.00	\$0.00	\$0.00	\$0.00	\$6,248.50	\$0.00	\$0.00	-\$738.50	\$5,510.00	\$6,246.00
\$11,756.00	\$0.00	\$0.00	\$0.00	\$0.00	\$0.00	\$0.00	\$0.00	\$0.00	\$6,248.50	\$0.00	\$0.00	-\$738.50	\$5,510.00	\$6,246.00
\$37,756.00	\$0.00	\$0.00	\$0.00	\$0.00	\$0.00	\$0.00	\$0.00	\$0.00	\$15,248.50	\$2,199.00	\$0.00	-\$738.50	\$16,709.00	\$21,047.00

COMPañA INMOBILIARIA FOMENTO TURÍSTICO DE MICHOACÁN, S.A DE C.V.
MICHOACAN DE OCAMPO

Analfítico Mensual de Egresos Pagados por Fuente de Financiamiento al 31/dic/2020
 (Cuentas con Movimientos)
 (Cifras en pesos y centavos)

Supervisor
 rptAnalíticoPresupuestoEgresos_PY_FF


Total del Gasto		Presupuesto Vigente	Ene	Feb	Mar	Abr	May	Jun	Jul	Ago	Sep	Oct	Nov
L003	Gastos Laborales												
145	Saldo Bancario al 31 de Diciembre del año anterior		\$196,448.00	\$253,701.75	\$274,251.81	\$234,257.87	\$384,140.26	\$234,257.87	\$311,568.26	\$234,257.87	\$287,441.26	\$256,316.57	\$329,448.20
	SERVICIOS PERSONALES	\$3,860,609.50	\$196,448.00	\$206,362.00	\$206,362.00	\$206,362.00	\$206,362.00	\$206,362.00	\$206,362.00	\$206,362.00	\$206,362.00	\$206,362.00	\$206,362.00
	REMUNERACIONES AL PERSONAL DE C	\$2,546,486.40	\$196,448.00	\$206,362.00	\$206,362.00	\$206,362.00	\$206,362.00	\$206,362.00	\$206,362.00	\$206,362.00	\$206,362.00	\$206,362.00	\$206,362.00
	SUELDOS BASE AL PERSONAL PERMAN	\$2,546,486.40	\$196,448.00	\$206,362.00	\$206,362.00	\$206,362.00	\$206,362.00	\$206,362.00	\$206,362.00	\$206,362.00	\$206,362.00	\$206,362.00	\$206,362.00
	Sueldos base												
	REMUNERACIONES ADICIONALES Y ESF	\$474,410.04	\$2,374.00	\$23,059.00	\$2,374.00	\$2,374.00	\$2,374.00	\$2,374.00	\$33,224.00	\$2,374.00	\$2,374.00	\$24,385.00	\$32,392.00
	PRIMAS DE VACACIONES, DOMINICAL Y	\$401,006.04	\$0.00	\$0.00	\$0.00	\$0.00	\$0.00	\$0.00	\$30,850.00	\$0.00	\$0.00	\$22,011.00	\$50,703.00
	Prima vacacional	\$129,812.86	\$0.00	\$0.00	\$0.00	\$0.00	\$0.00	\$0.00	\$30,850.00	\$0.00	\$0.00	\$22,011.00	\$50,703.00
	Aguinaldo o gratificación de fin de año	\$271,193.18	\$0.00	\$0.00	\$0.00	\$0.00	\$0.00	\$0.00	\$0.00	\$0.00	\$0.00	\$0.00	\$0.00
	COMPENSACIONES	\$73,404.00	\$2,374.00	\$23,059.00	\$2,374.00	\$2,374.00	\$2,374.00	\$2,374.00	\$2,374.00	\$2,374.00	\$2,374.00	\$2,374.00	\$2,374.00
	Compensaciones extraordinarias	\$73,404.00	\$2,374.00	\$23,059.00	\$2,374.00	\$2,374.00	\$2,374.00	\$2,374.00	\$2,374.00	\$2,374.00	\$2,374.00	\$2,374.00	\$2,374.00
	SEGURIDAD SOCIAL	\$560,563.83	\$0.00	\$15,880.75	\$57,115.81	\$17,121.87	\$63,582.26	\$17,121.87	\$63,582.26	\$17,121.87	\$64,905.26	\$16,569.57	\$61,009.20
	APORTACIONES DE SEGURIDAD SOCIA	\$374,855.04	\$0.00	\$15,880.75	\$27,942.27	\$17,121.87	\$31,159.71	\$17,121.87	\$31,159.71	\$17,121.87	\$31,951.20	\$16,569.57	\$29,932.95
	Aportaciones al IMSS	\$261,790.54	\$0.00	\$15,880.75	\$14,814.18	\$17,121.87	\$16,569.57	\$17,121.87	\$16,569.57	\$17,121.87	\$17,121.87	\$16,569.57	\$15,948.65
	Aportaciones al seguro de cesantía en edad	\$113,064.50	\$0.00	\$0.00	\$13,128.09	\$0.00	\$14,590.14	\$0.00	\$14,590.14	\$0.00	\$14,829.33	\$0.00	\$13,984.30
	APORTACIONES A FONDOS DE VIVIEND	\$126,347.32	\$0.00	\$0.00	\$20,838.24	\$0.00	\$23,158.97	\$0.00	\$23,158.97	\$0.00	\$23,538.61	\$0.00	\$22,197.32
	Aportaciones al INFONAVIT	\$126,347.32	\$0.00	\$0.00	\$20,838.24	\$0.00	\$23,158.97	\$0.00	\$23,158.97	\$0.00	\$23,538.61	\$0.00	\$22,197.32
	APORTACIONES AL SISTEMA PARA EL F	\$59,361.47	\$0.00	\$0.00	\$8,335.30	\$0.00	\$9,263.58	\$0.00	\$9,263.58	\$0.00	\$9,415.45	\$0.00	\$8,878.93
	Aportaciones al Sistema de Ahorro para el f	\$59,361.47	\$0.00	\$0.00	\$8,335.30	\$0.00	\$9,263.58	\$0.00	\$9,263.58	\$0.00	\$9,415.45	\$0.00	\$8,878.93
	OTRAS PRESTACIONES SOCIALES Y ECI	\$279,149.23	\$8,400.00	\$8,400.00	\$8,400.00	\$8,400.00	\$111,822.00	\$8,400.00	\$8,400.00	\$8,400.00	\$13,800.00	\$9,000.00	\$9,000.00
	PRESTACIONES CONTRACTUALES	\$120,000.00	\$8,400.00	\$8,400.00	\$8,400.00	\$8,400.00	\$8,400.00	\$8,400.00	\$8,400.00	\$8,400.00	\$13,800.00	\$9,000.00	\$9,000.00
	Prestaciones establecidas por condiciones	\$120,000.00	\$8,400.00	\$8,400.00	\$8,400.00	\$8,400.00	\$8,400.00	\$8,400.00	\$8,400.00	\$8,400.00	\$13,800.00	\$9,000.00	\$9,000.00
	APOYOS A LA CAPACITACIÓN DE LOS E	\$12,000.00	\$0.00	\$0.00	\$0.00	\$0.00	\$0.00	\$0.00	\$0.00	\$0.00	\$0.00	\$0.00	\$0.00
	Apoyos a la capacitación de los servidores l	\$12,000.00	\$0.00	\$0.00	\$0.00	\$0.00	\$0.00	\$0.00	\$0.00	\$0.00	\$0.00	\$0.00	\$0.00
	OTRAS PRESTACIONES SOCIALES Y EC	\$147,149.23	\$0.00	\$0.00	\$0.00	\$0.00	\$103,422.00	\$0.00	\$0.00	\$0.00	\$0.00	\$0.00	\$0.00
	Otras prestaciones	\$147,149.23	\$0.00	\$0.00	\$0.00	\$0.00	\$103,422.00	\$0.00	\$0.00	\$0.00	\$0.00	\$0.00	\$0.00
	Saldo Bancario al 31 de Diciem	\$3,860,609.50	\$196,448.00	\$253,701.75	\$274,251.81	\$234,257.87	\$384,140.26	\$234,257.87	\$311,568.26	\$234,257.87	\$287,441.26	\$256,316.57	\$329,448.20
P001	Promoción Turística												
141	Ingresos por Arrendamiento de Inmueble Hotelero		\$4,402,812.52	\$961,730.20	\$1,151,016.00	\$250,000.00	\$239,461.38	\$0.00	\$0.00	\$0.00	\$697,045.83	\$0.00	\$176,088.58
	PARTICIPACIONES Y APORTACIONI	\$4,402,812.52	\$961,730.20	\$903,559.11	\$1,151,016.00	\$250,000.00	\$239,461.38	\$0.00	\$0.00	\$0.00	\$697,045.83	\$0.00	\$176,088.58
	CONVENIOS	\$4,402,812.52	\$961,730.20	\$903,559.11	\$1,151,016.00	\$250,000.00	\$239,461.38	\$0.00	\$0.00	\$0.00	\$697,045.83	\$0.00	\$176,088.58
	OTROS CONVENIOS	\$4,402,812.52	\$961,730.20	\$903,559.11	\$1,151,016.00	\$250,000.00	\$239,461.38	\$0.00	\$0.00	\$0.00	\$697,045.83	\$0.00	\$176,088.58
	Otros convenios	\$4,402,812.52	\$961,730.20	\$903,559.11	\$1,151,016.00	\$250,000.00	\$239,461.38	\$0.00	\$0.00	\$0.00	\$697,045.83	\$0.00	\$176,088.58
	Ingresos por Arrendamiento de	\$4,402,812.52	\$961,730.20	\$903,559.11	\$1,151,016.00	\$250,000.00	\$239,461.38	\$0.00	\$0.00	\$0.00	\$697,045.83	\$0.00	\$176,088.58

COMPañIA INMOBILIARIA FOMENTO TURÍSTICO DE MICHOACÁN, S.A DE C.V.
MICHOACAN DE OCAMPO

Analfítico Mensual de Egresos Pagados por Fuente de Financiamiento al 31/dic/2020
 (Cuentas con Movimientos)
 (Cifras en pesos y centavos)

Fecha y hora de Impresión | 08/ene/2021 | 07:00 p.m.

resupuesto Vigente	Ene	Feb	Mar	Abr	May	Jun	Jul	Ago	Sep	Oct	Nov	Dic	Total	Diferencia (Vigente - Total)
\$11,115,053.79	\$1,162,791.34	\$1,770,483.30	\$1,588,147.57	\$606,561.92	\$748,105.11	\$356,493.86	\$432,271.88	\$358,429.42	\$1,351,848.76	\$435,371.15	\$661,182.14	\$693,526.13	\$10,165,212.58	\$949,841.21


 L.C.P. LETICIA GALVEZ GARCIA
 DIRECTORA GENERAL


 C.P. MARIA DEL ROCIO ARNAIZ TAPIA
 CONTADOR GENERAL